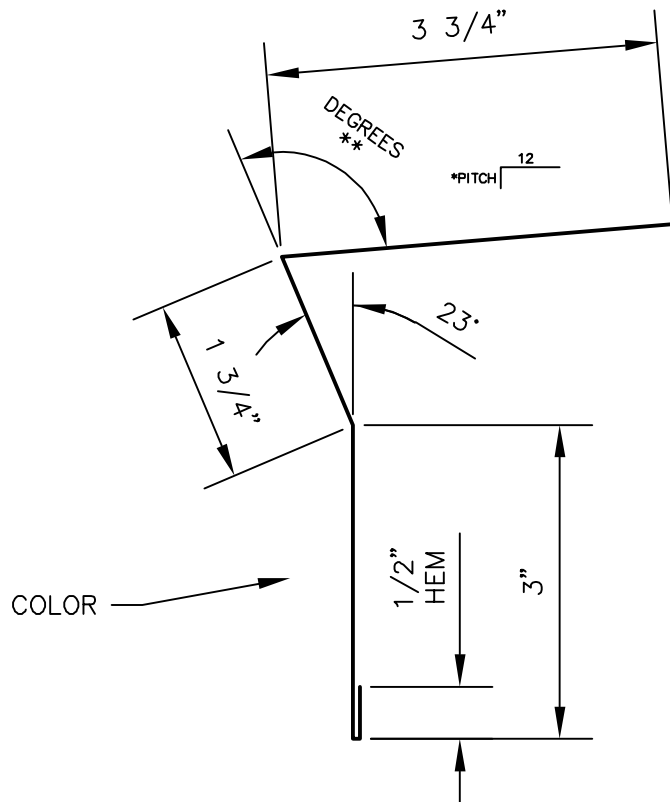


# MIRAGE II TRIM INDEX

| <u>DWG #:</u> | <u>DESCRIPTION:</u>  | <u>IMAGE #:</u> |
|---------------|--|-----------------|
| MIR-0101      | Simple Eave Trim   | 21              |
| MIR-0102      | Sculptured Eave Trim   | 32              |
| MIR-0103      | Rake Trim  | 43              |
| MIR-0104      | Rake Slide   | 55              |
| MIR-0105      | Floating Ridge Trim  | 80              |
| MIR-0106      | Alt. Floating Ridge Trim   | 82              |
| MIR-0107      | High Side Eave Trim  | 4               |
| MIR-0108      | Alt. High Side Eave Trim   | 6               |
| MIR-0109      | Floating Peak Box - 1:12 (Finished)                              | 211A            |
| MIR-0110      | Floating Peak Box - 1:12 (Pattern)                               | 211B            |
| MIR-0111      | Floating Peak Box - 2:12 (Finished)                              | 213A            |
| MIR-0112      | Floating Peak Box - 2:12 (Pattern)                               | 213B            |
| MIR-0113      | Floating Peak Box - 3:12 (Finished)                              | 215A            |
| MIR-0114      | Floating Peak Box - 3:12 (Pattern)                               | 215B            |
| MIR-0115      | Floating Peak Box - 4:12 (Finished)                              | 217A            |
| MIR-0116      | Floating Peak Box - 4:12 (Pattern)                               | 217B            |
| MIR-0117      | Floating Peak Box - 5:12 (Finished)                              | 219A            |
| MIR-0118      | Floating Peak Box - 5:12 (Pattern)                               | 219B            |
| MIR-0119      | Floating Peak Box - 6:12 (Finished)                              | 221A            |
| MIR-0120      | Floating Peak Box - 6:12 (Pattern)                               | 221B            |
| MIR-0121      | Cinch Angle  | 210             |
| MIR-0122      | Outside Corner Box - Finished (1/2:12 - 2:12)                    | 172A            |
| MIR-0123      | Outside Corner Box - Sidewall Pattern                            | 172B            |
| MIR-0124      | Outside Corner Box - Endwall Pattern                             | 172C            |
| MIR-0125      | Gutter Corner Box for Standard Gutter (Finished)                 | 180A            |
| MIR-0126      | Gutter Corner Box for Standard Gutter (Patterns)                 | 180B            |
|               |  | 180C            |
|               |  | 180D            |
| MIR-0127      | Sculptured Corner Box for Sculptured Eave- up to 6:12 (Finished) | 182A            |
| MIR-0128      | Sculptured Corner Box for Sculptured Eave- up to 6:12 (Patterns) | 182B            |
|               |  | 182C            |
|               |  | 182D            |
| MIR-0129      | High Side Corner Box (Finished)                                  | 175A            |
| MIR-0130      | High Side Corner Box (Sidewall Pattern)                          | 175B            |
| MIR-0131      | High Side Corner Box (Endwall Pattern)                           | 175C            |
| MIR-0132      | Gutter - up to 3:12  | 85              |
| MIR-0133      | Gutter End Cap - up to 3:12 (Finished)                           | 102A            |
| MIR-0134      | Gutter End Cap - up to 3:12 (Pattern)                            | 102B            |

| <u>DWG #:</u> | <u>DESCRIPTION:</u>                      | <u>IMAGE #:</u> |
|---------------|--|-----------------|
| MIR-0135      | Gutter - 3:12 to 6:12                    | 91              |
| MIR-0136      | Gutter End Cap - 3:12 to 6:12 (Finished) | 157A            |
| MIR-0137      | Gutter End Cap - 3:12 to 6:12 (Pattern)  | 157B } 157      |
| MIR-0138      | Gutter Strap                             | 113             |
| MIR-0139      | High-Side Tie-In Trim                    | 16              |
| MIR-0140      | Alt. High-Side Tie-In Trim               | 17              |
| MIR-0141      | Rake Tie-In Trim                         | 59              |
| MIR-0142      | Zee Closure                              | 137             |
| MIR-0157      | Fixed Ridge                              | 73              |
| MIR-0158      | Alt. Fixed Ridge                         | 74              |
| MIR-0159      | Fixed Peak Box - 1:12 (Finished)         | 223A            |
| MIR-0160      | Fixed Peak Box - 1:12 (Pattern)          | 223B } 223      |
| MIR-0161      | Fixed Peak Box - 2:12 (Finished)         | 225A            |
| MIR-0162      | Fixed Peak Box - 2:12 (Pattern)          | 225B } 225      |
| MIR-0163      | Fixed Peak Box - 3:12 (Finished)         | 227A            |
| MIR-0164      | Fixed Peak Box - 3:12 (Pattern)          | 227B } 227      |
| MIR-0165      | Fixed Peak Box - 4:12 (Finished)         | 229A            |
| MIR-0166      | Fixed Peak Box - 4:12 (Pattern)          | 229B } 229      |
| MIR-0167      | Fixed Peak Box - 5:12 (Finished)         | 231A            |
| MIR-0168      | Fixed Peak Box - 5:12 (Pattern)          | 231B } 231      |
| MIR-0169      | Fixed Peak Box - 6:12 (Finished)         | 233A            |
| MIR-0170      | Fixed Peak Box - 6:12 (Pattern)          | 233B } 233      |
| MIR-0171      | Rake End Closure (Finished)              | 170A            |
| MIR-0172      | Rake End Closure (Pattern)               | 170B } 170      |
| MIR-0173      | Rainhead - Adelanto Only (Finished)      | 150A            |
| MIR-0174      | Rainhead - Adelanto Only (Pattern)       | 150B } 150      |
| MIR-0175      | Barge Cleat                              | 194             |



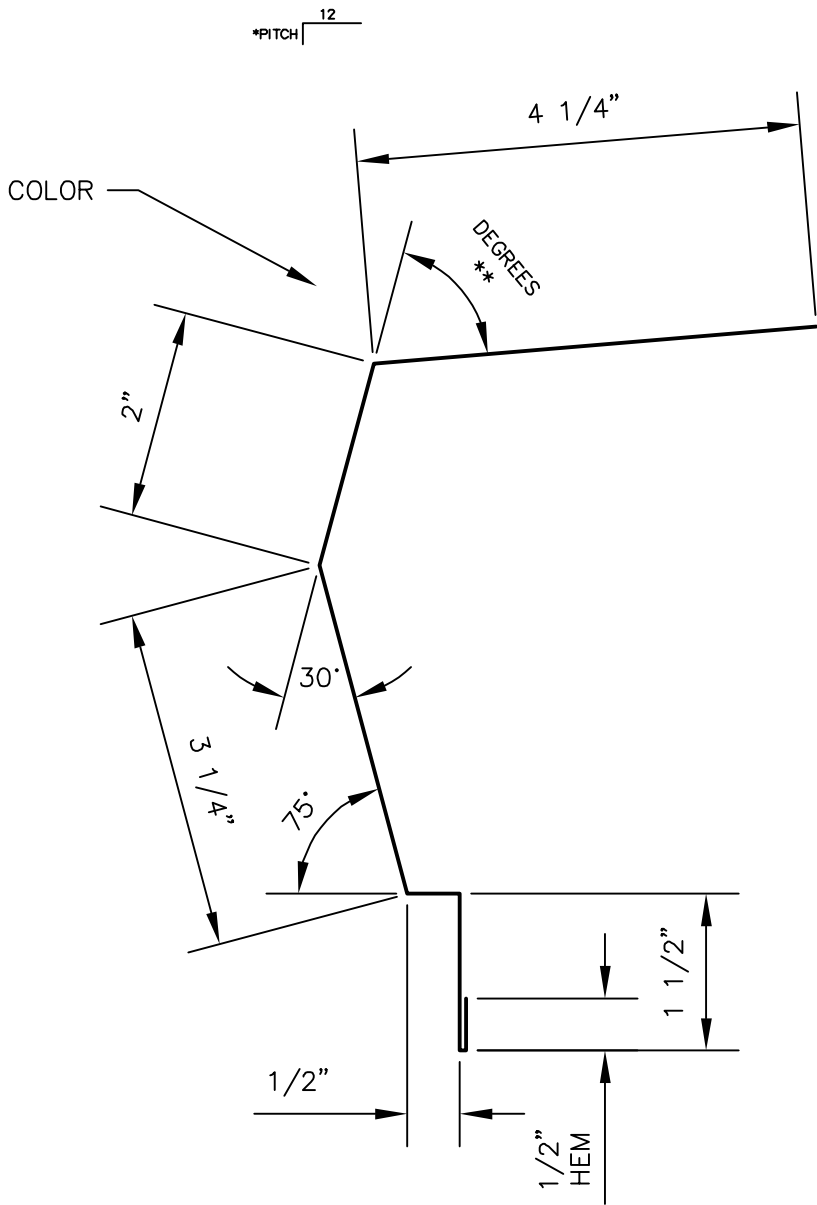
| *PITCH | **DEGREES |
|--------|-----------|
| 1:12   | 108°      |
| 2:12   | 103°      |
| 3:12   | 99°       |
| 4:12   | 95°       |
| 5:12   | 90°       |
| 6:12   | 86°       |

## SIMPLE EAVE TRIM

| PANEL PROFILES | GAUGE    |
|----------------|----------|
| MIRAGE II      | 24 or 26 |

8-13-20 rev.  
 1-06-15 rev.  
 7-08-13 rev.  
 6-20-11

GIRTH: 9"  
 BENDS: 90° AND AS SPECIFIED



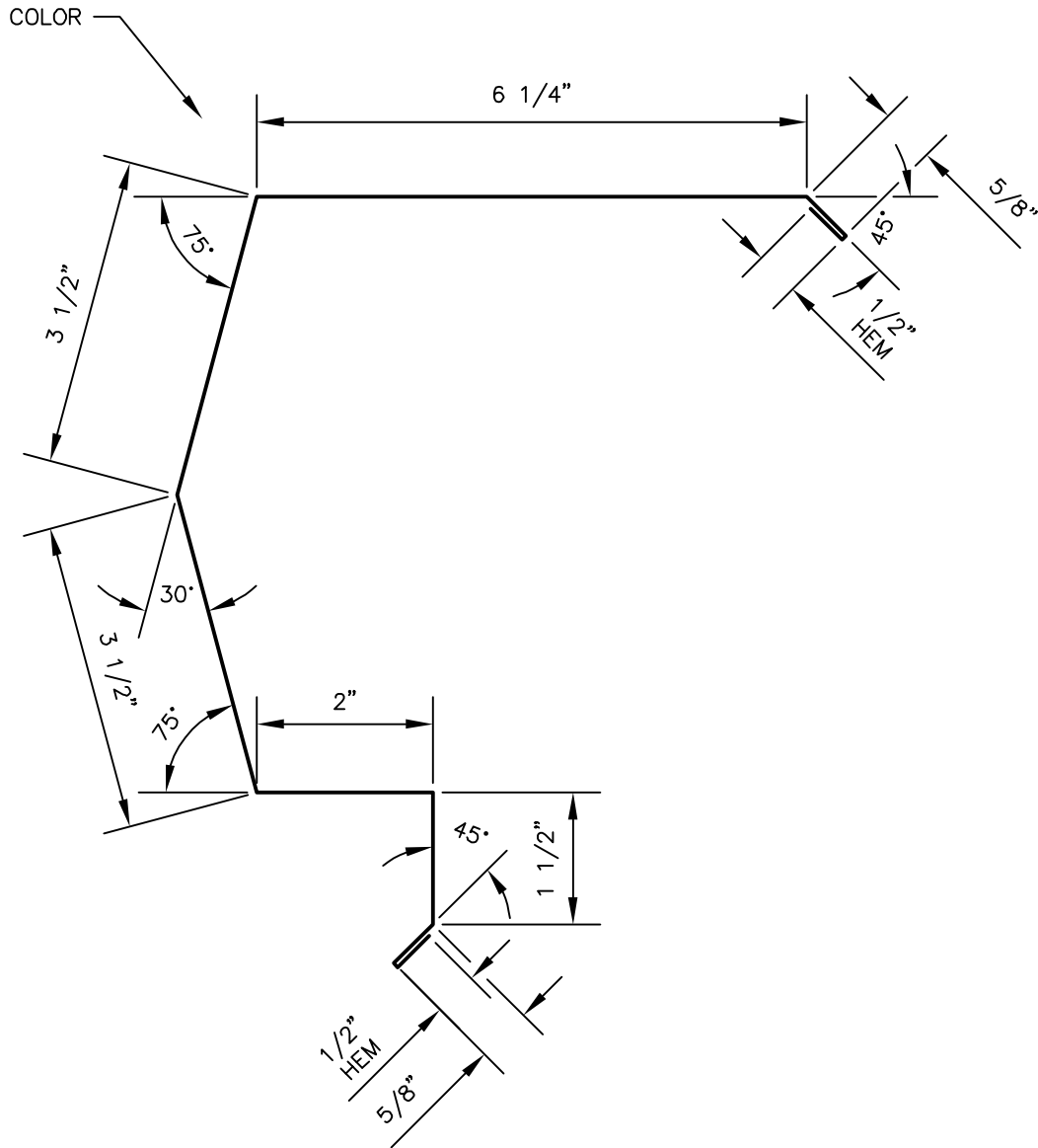
| *PITCH | **DEGREES |
|--------|-----------|
| 1:12   | 70°       |
| 2:12   | 66°       |
| 3:12   | 61°       |
| 4:12   | 57°       |
| 5:12   | 52°       |
| 6:12   | 48°       |

## SCULPTURED EAVE TRIM

| PANEL PROFILES | GAUGE    |
|----------------|----------|
| MIRAGE II      | 24 or 26 |

8-13-20 rev.  
 7-08-13 rev.  
 6-20-11

GIRTH: 12"  
 BENDS: 90° AND AS SPECIFIED

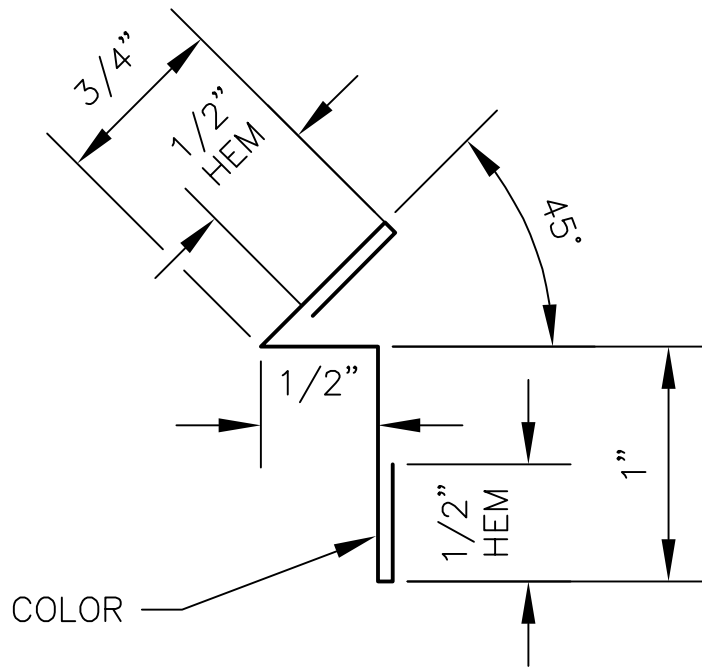


## RAKE TRIM

| PANEL PROFILES | GAUGE    |
|----------------|----------|
| MIRAGE II      | 24 or 26 |

8-13-20 rev.  
 7-08-13 rev.  
 6-20-11

GIRTH: 19"  
 BENDS: 90° AND AS SPECIFIED

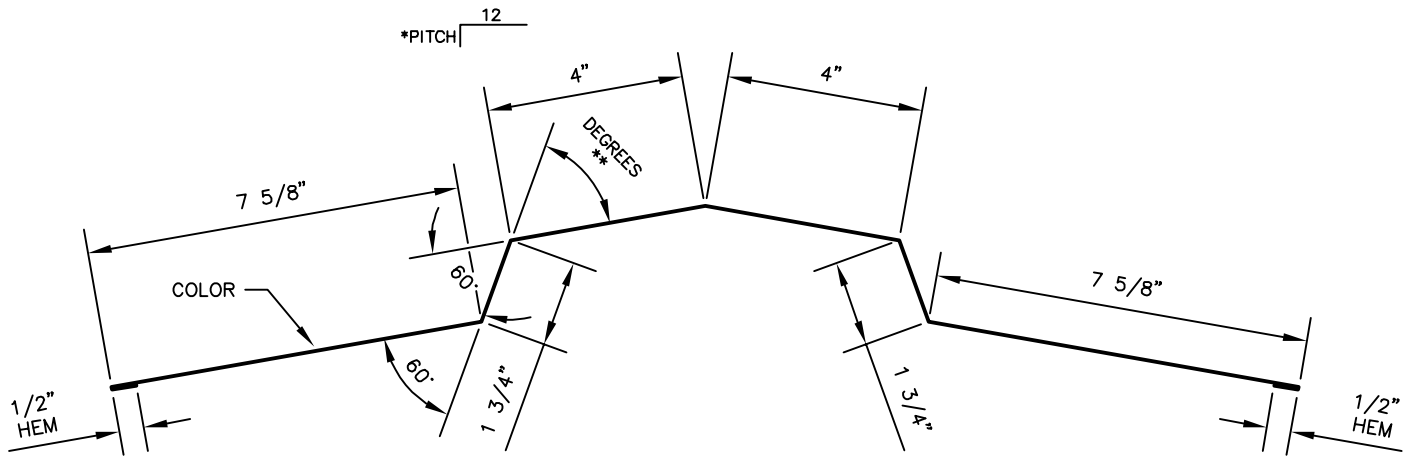


## RAKE SLIDE TRIM

| PANEL PROFILES | GAUGE    |
|----------------|----------|
| MIRAGE II      | 24 or 26 |
| MAXIMA 1.5"    | 24       |
| MAXIMA 2"      | 24       |
| MAXIMA 3"      | 24       |
| MAXIMA ADV     | 24       |
| MASTERLOK-90   | 24       |
| MASTERLOK-FS   | 24       |

8-13-20 rev.  
7-08-13 rev.  
6-20-11

GIRTH: 3 1/4"  
BENDS: 90° AND AS SPECIFIED



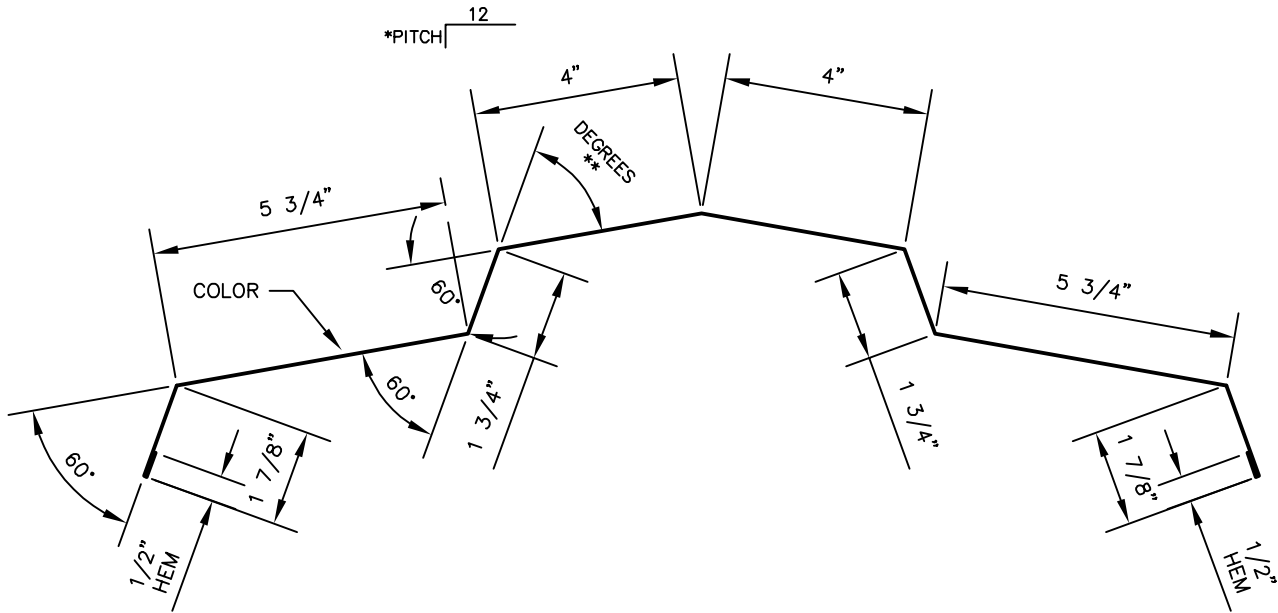
| *PITCH | **DEGREES |
|--------|-----------|
| 1:12   | 10°       |
| 2:12   | 19°       |
| 3:12   | 28°       |
| 4:12   | 37°       |
| 5:12   | 45°       |
| 6:12   | 53°       |

## FLOATING RIDGE CAP

| PANEL PROFILES | GAUGE    |
|----------------|----------|
| MIRAGE II      | 24 or 26 |

8-13-20 rev.  
 7-08-13 rev.  
 7-20-11 rev.  
 1-23-02

GIRTH: 27 3/4"  
 BENDS: 90° AND AS SPECIFIED



| PITCH | **DEGREES |
|-------|-----------|
| 1:12  | 10°       |
| 2:12  | 19°       |
| 3:12  | 28°       |
| 4:12  | 37°       |
| 5:12  | 45°       |
| 6:12  | 53°       |

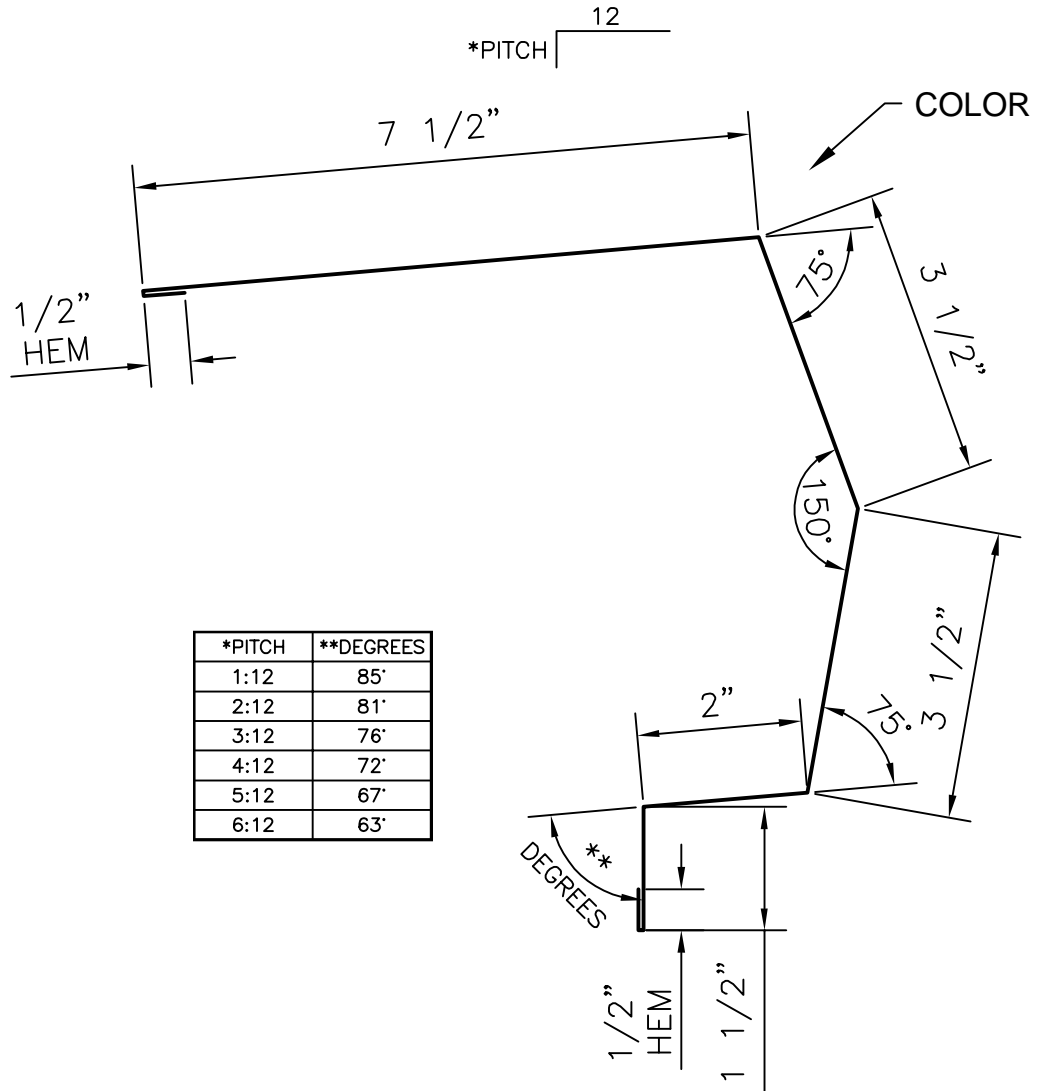
## FLOATING RIDGE CAP (ALT.)

| PANEL PROFILES | GAUGE    |
|----------------|----------|
| MIRAGE II      | 24 or 26 |

8-13-20 rev.  
 7-08-13 rev.  
 7-20-11 rev.  
 1-23-02

GIRTH: 27 3/4"  
 BENDS: 90° AND AS SPECIFIED



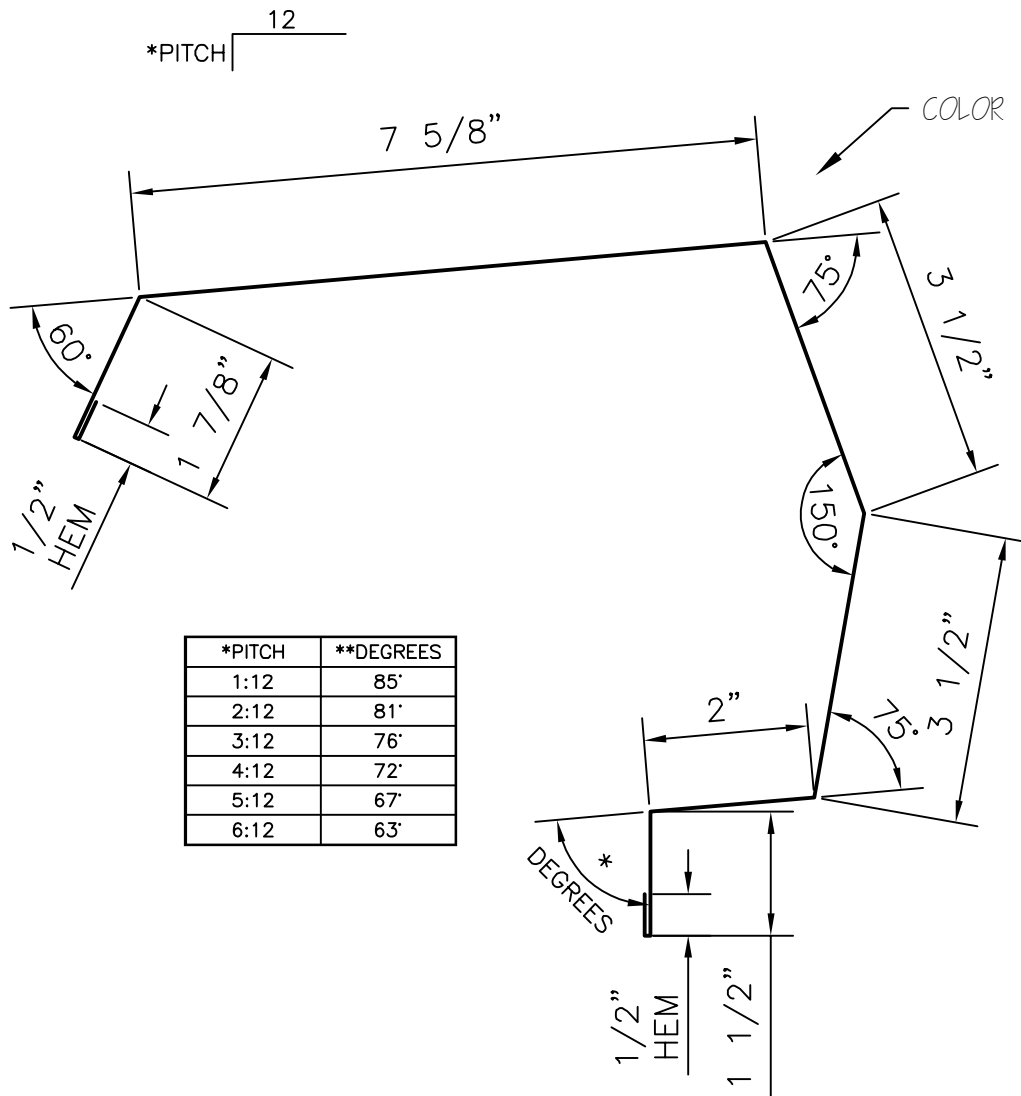


### HIGH SIDE EAVE TRIM

| PANEL PROFILES | GAUGE    |
|----------------|----------|
| MIRAGE II      | 24 or 26 |

8-13-20 rev.  
 7-08-13 rev.  
 4-26-13 rev.  
 4-29-11

GIRTH: 19"  
 BENDS: 90° AND AS SPECIFIED



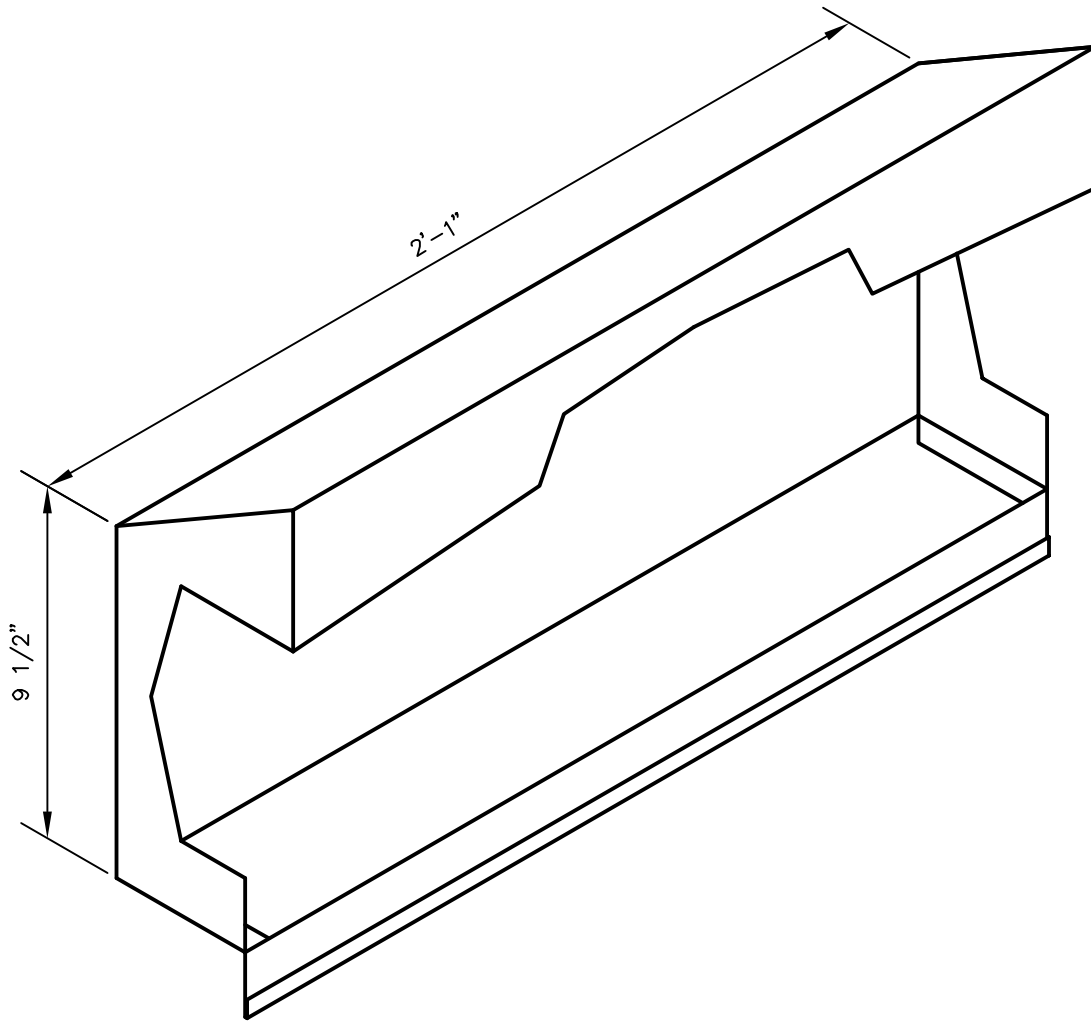
## ALTERNATE HIGH SIDE EAVE TRIM

| PANEL PROFILES | GAUGE    |
|----------------|----------|
| MIRAGE II      | 24 or 26 |

8-13-20 rev.  
 7-08-13 rev.  
 4-26-13 rev.  
 4-29-11

GIRTH: 21"  
 BENDS: 90° UNLESS SPECIFIED

211A



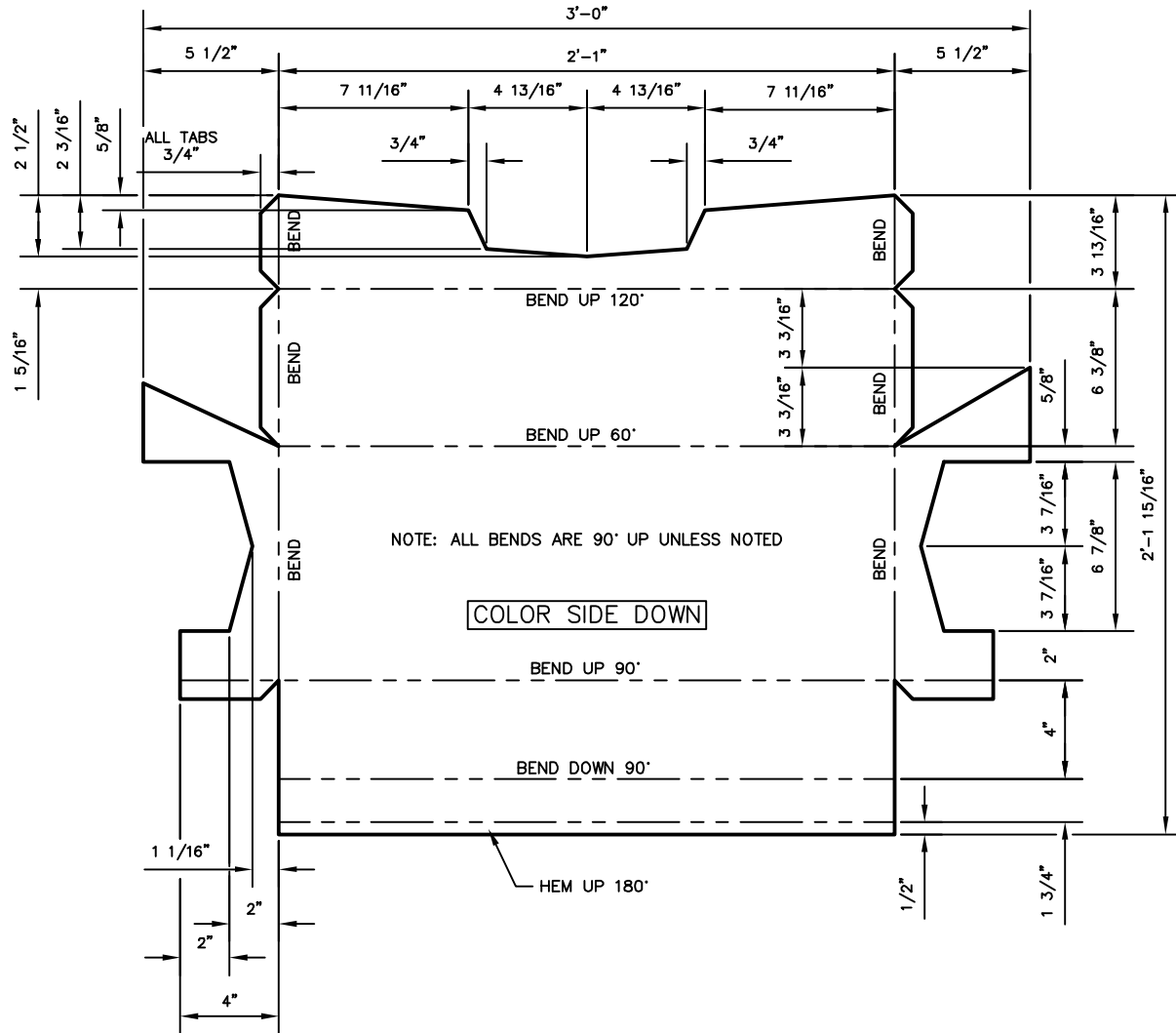
## FLOATING PEAK BOX - ASSEMBLY

(FOR 1:12 PITCH)

| PANEL PROFILES | GAUGE |
|----------------|-------|
| MIRAGE II      | 24    |

8-13-20 rev.  
7-08-13 rev.  
8-16-11 rev.  
7-23-02

GIRTH: SEE PATTERN: MIRTW-0110  
BENDS: SEE PATTERN: MIRTW-0110



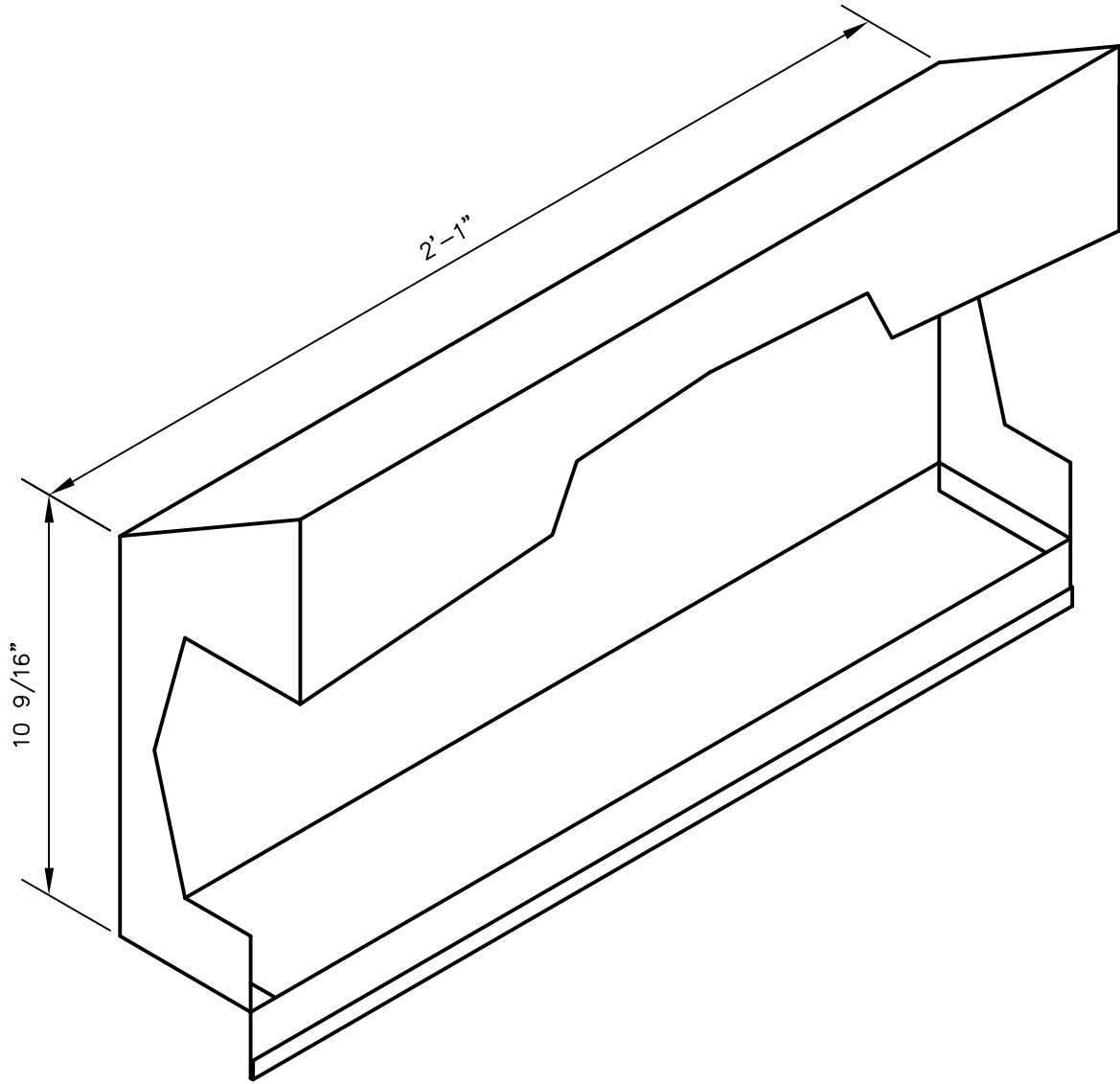
## FLOATING PEAK BOX - PATTERN

(FOR 1:12 PITCH)

| PANEL PROFILES | GAUGE |
|----------------|-------|
| MIRAGE II      | 24    |

8-13-20 rev.  
 7-08-13 rev.  
 8-16-11 rev.  
 1-23-02

GIRTH: 2'-1 15/16" X 3'-0"  
 BENDS: 90° AND AS SPECIFIED



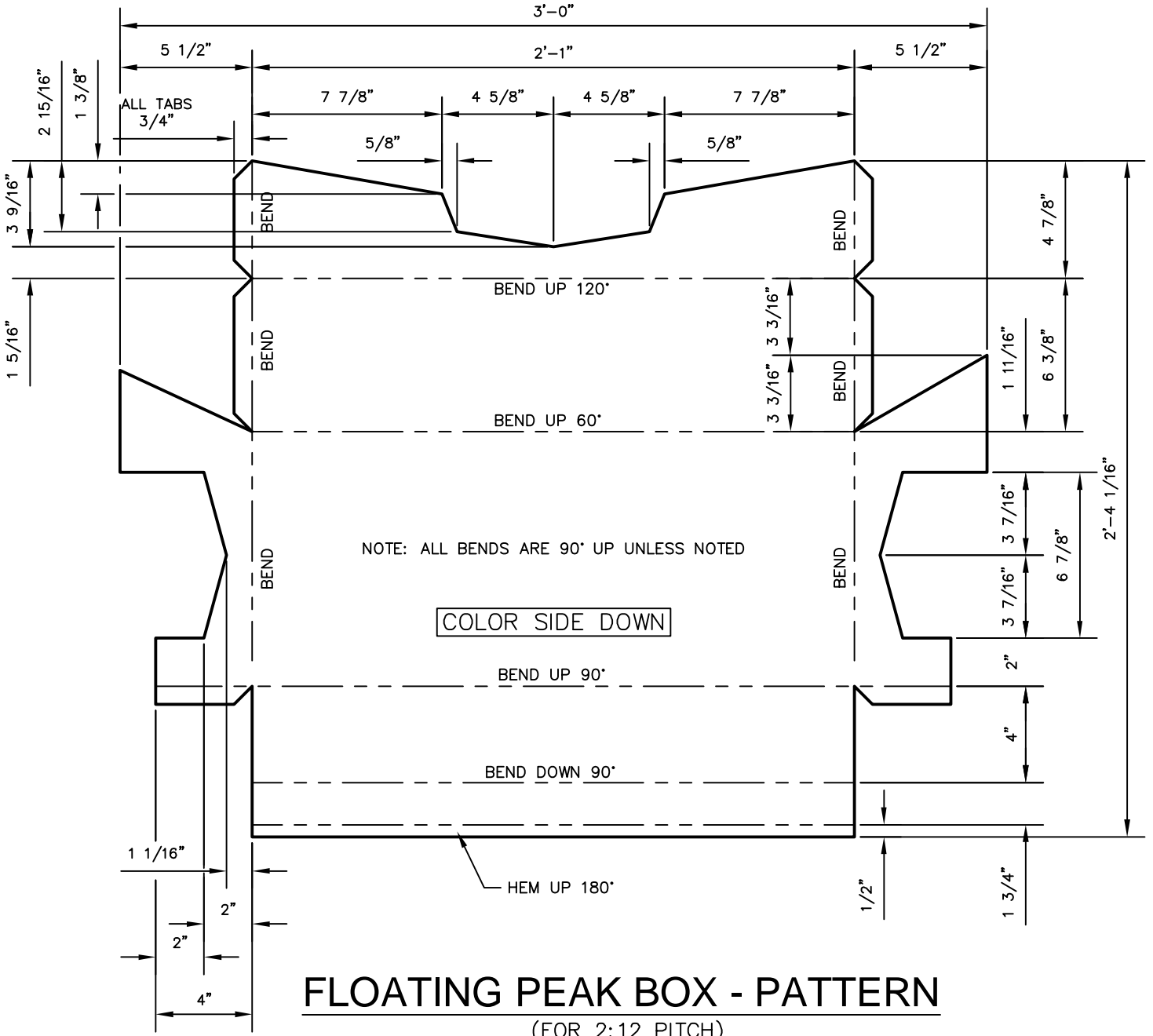
## FLOATING PEAK BOX - ASSEMBLY

(FOR 2:12 PITCH)

| PANEL PROFILES | GAUGE |
|----------------|-------|
| MIRAGE II      | 24    |

8-13-20 rev.  
7-08-13 rev.  
8-16-11 rev.  
1-23-02

GIRTH: SEE PATTERN: MIRTW-0112  
BENDS: SEE PATTERN: MIRTW-0112

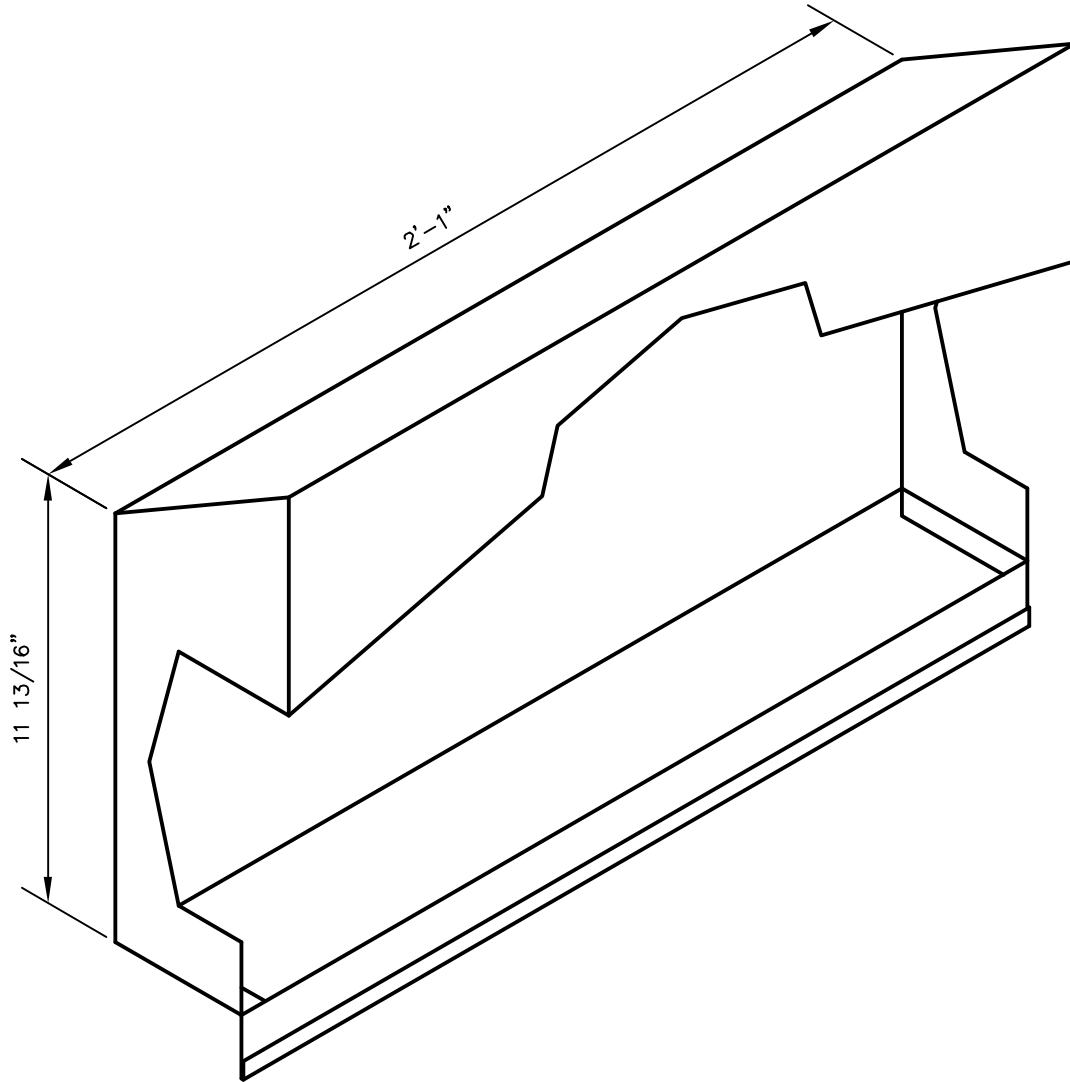


**FLOATING PEAK BOX - PATTERN**  
(FOR 2:12 PITCH)

| PANEL PROFILES | GAUGE |
|----------------|-------|
| MIRAGE II      | 24    |

8-13-20 rev.  
7-08-13 rev.  
8-16-11 rev.  
1-23-02

GIRTH: 2'-4 1/16" X 3'-0"  
BENDS: 90° AND AS SPECIFIED



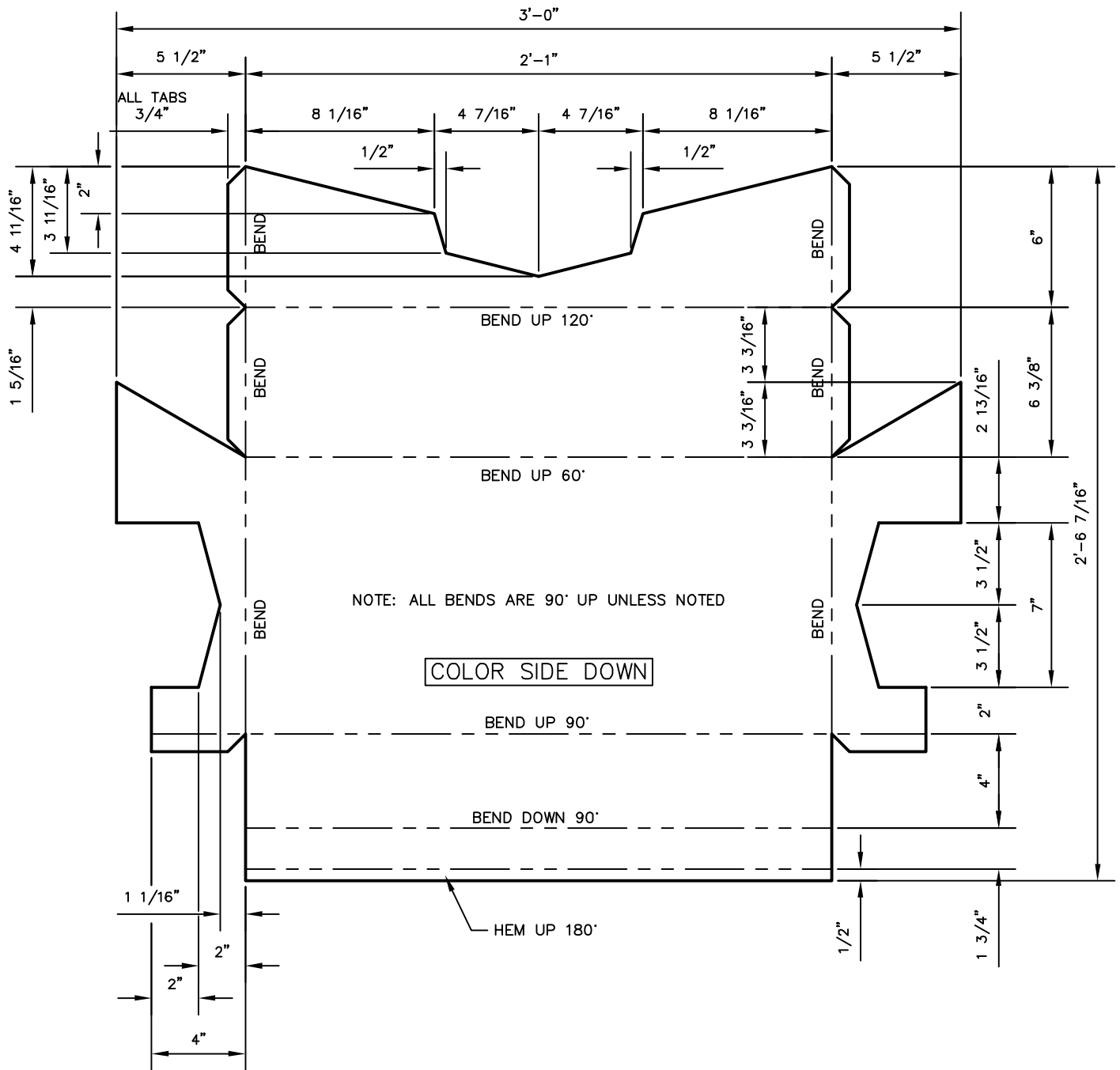
## FLOATING PEAK BOX ASSEMBLY

(3:12)

| PANEL PROFILES | GAUGE |
|----------------|-------|
| MIRAGE II      | 24    |

8-13-20 rev.  
7-08-13 rev.  
8-16-11 rev.  
1-23-02

GIRTH: SEE PATTERN: MIRTW-0114  
BENDS: SEE PATTERN: MIRTW-0114



# FLOATING PEAK BOX - PATTERN

(3:12)

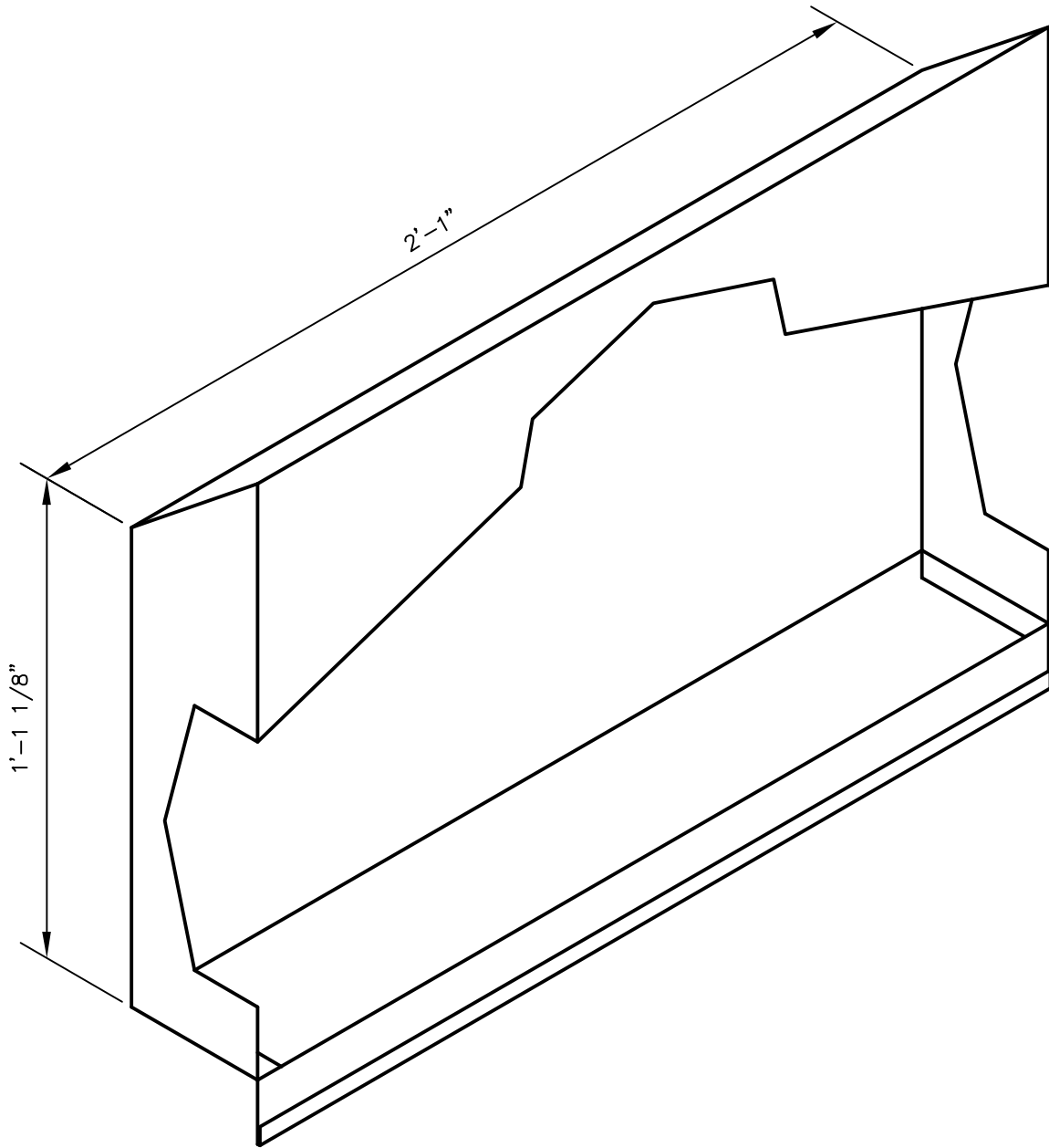
| PANEL PROFILES | GAUGE |
|----------------|-------|
| MIRAGE II      | 24    |

8-13-20 rev.  
 7-08-13 rev.  
 8-16-11 rev.  
 1-23-02

GIRTH: 2'-6 7/16" X 3'-0"  
 BENDS: 90° AND AS SPECIFIED



217A



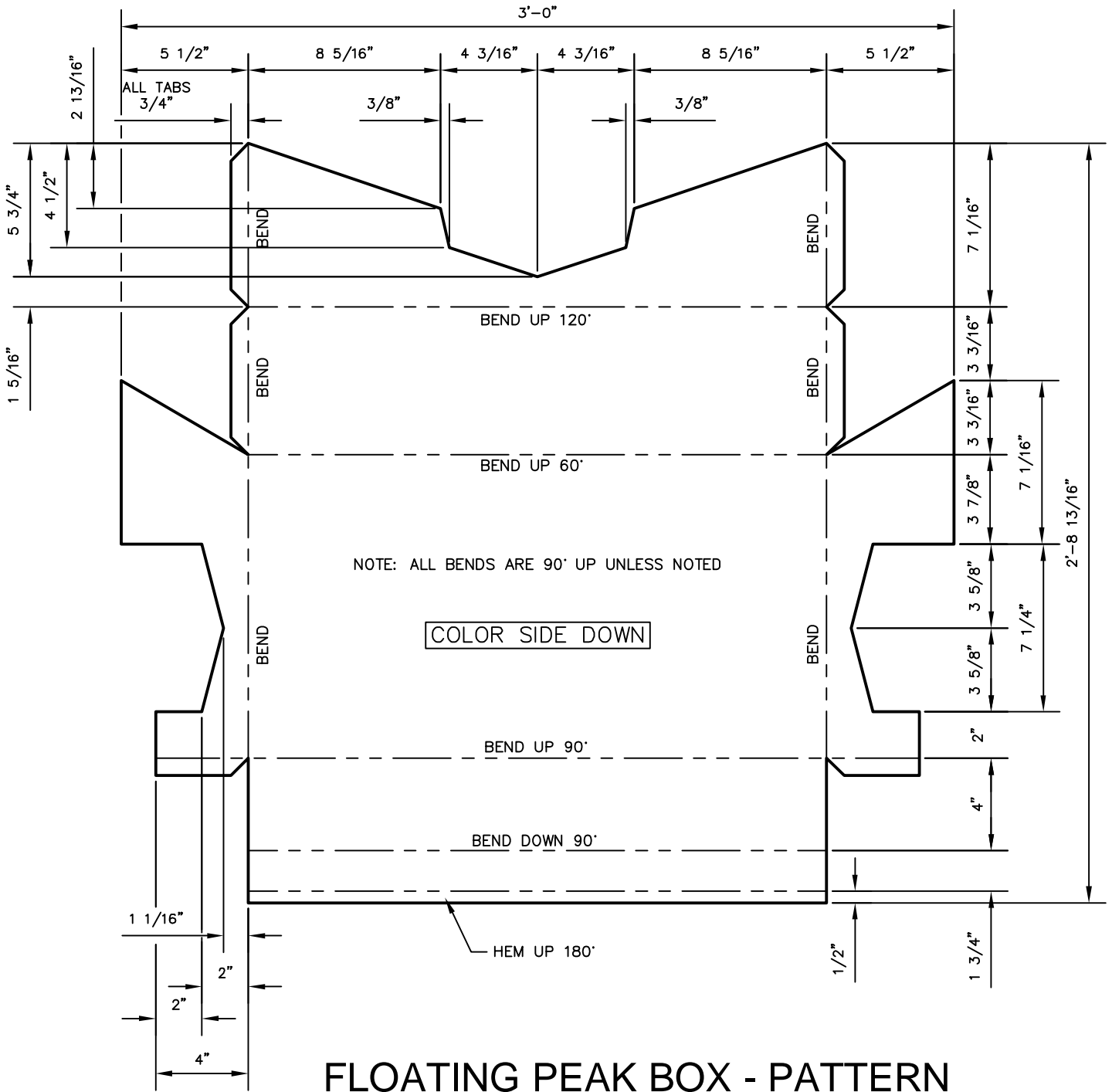
## FLOATING PEAK BOX - ASSEMBLY

(4:12)

| PANEL PROFILES | GAUGE |
|----------------|-------|
| MIRAGE II      | 24    |

8-13-20 rev.  
7-08-13 rev.  
8-16-11 rev.  
1-23-02

GIRTH: SEE PATTERN: MIRTW-0116  
BENDS: SEE PATTERN: MIRTW-0116



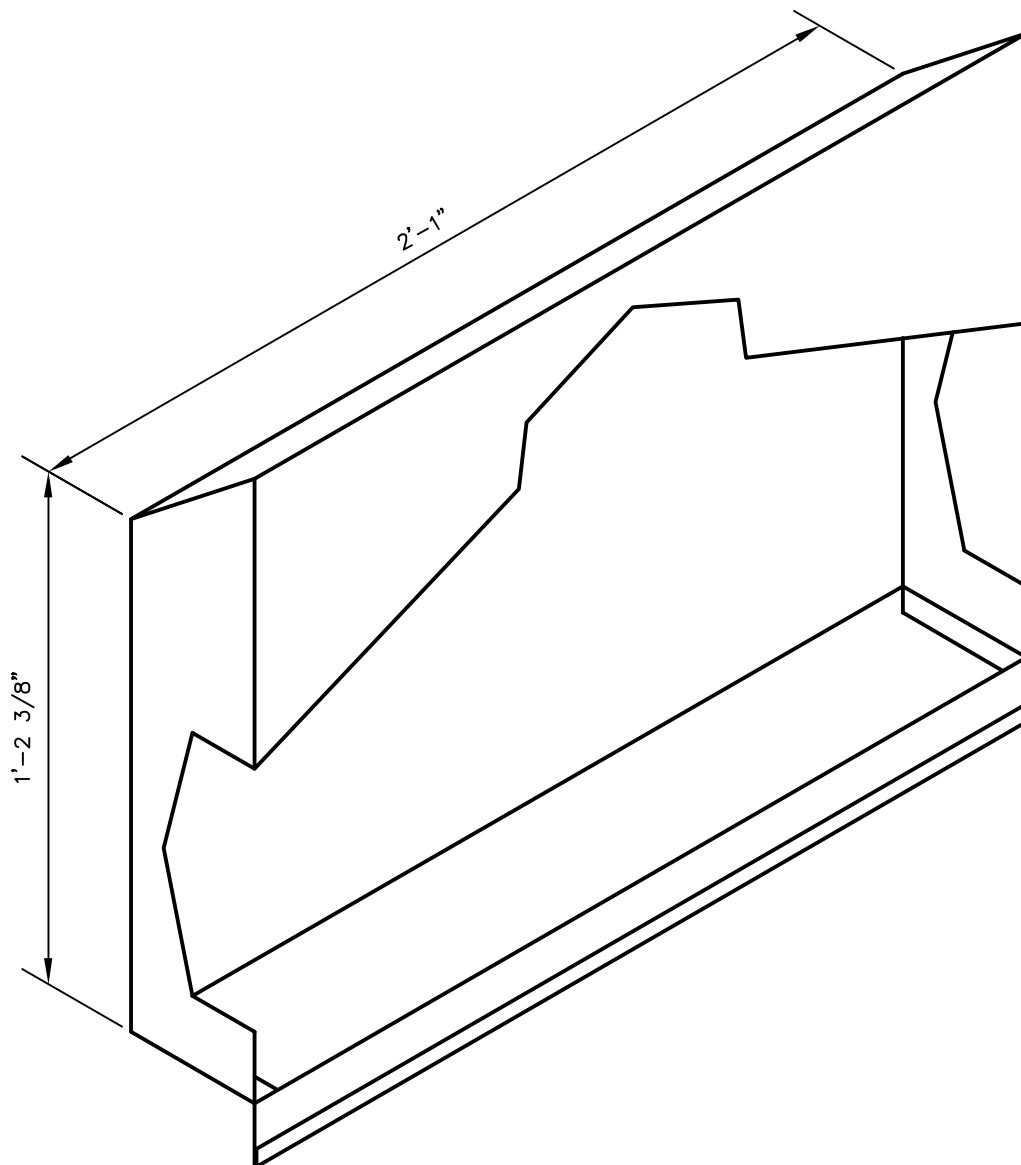
# FLOATING PEAK BOX - PATTERN

(4:12)

| PANEL PROFILES | GAUGE |
|----------------|-------|
| MIRAGE II      | 24    |

8-13-20 rev.  
 7-08-13 rev.  
 8-16-11 rev.  
 1-23-02

GIRTH: 2'-8 13/16" X 3'-0"  
 BENDS: 90° AND AS SPECIFIED



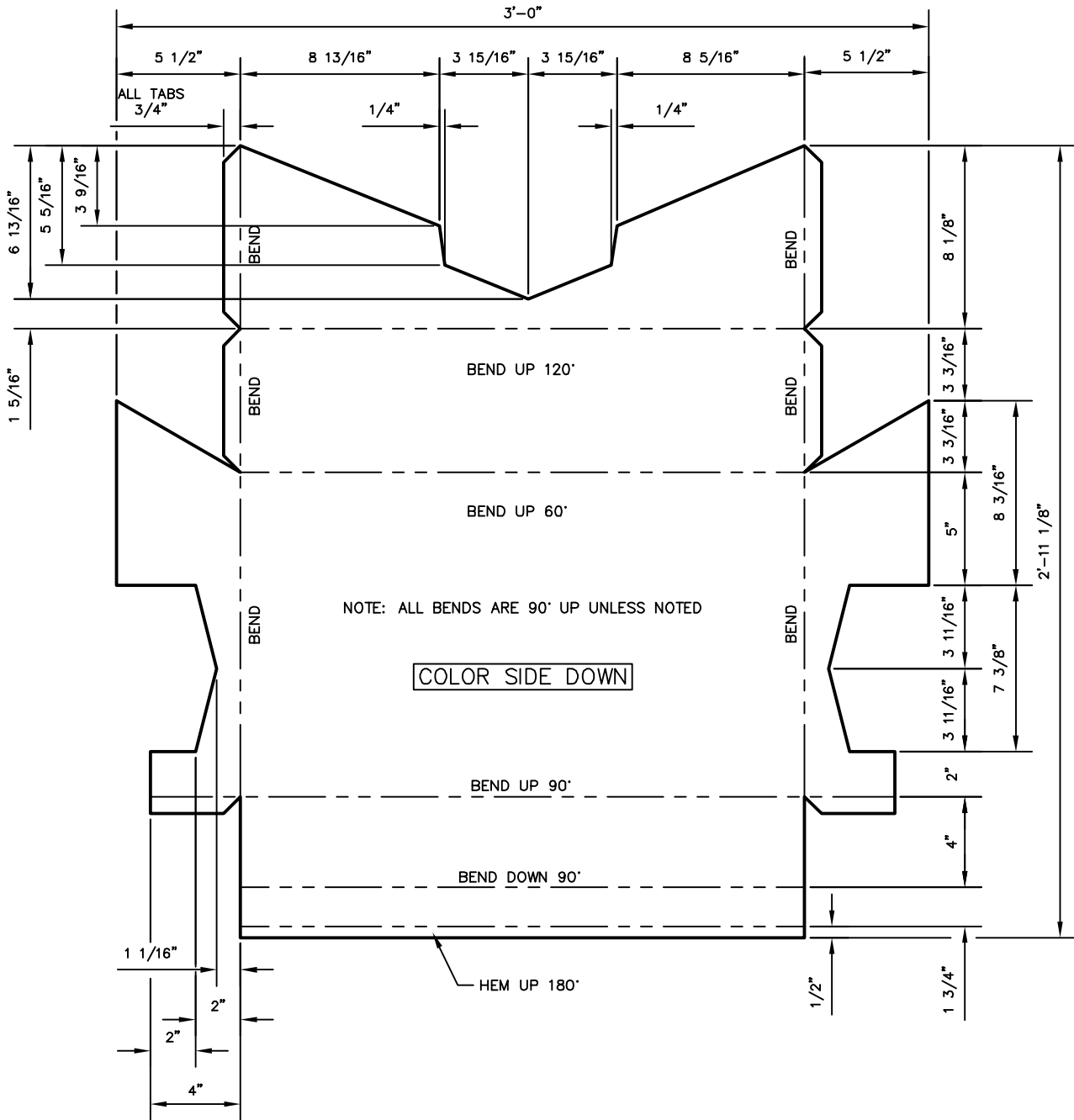
### FLOATING PEAK BOX - ASSEMBLY

(5:12)

| PANEL PROFILES | GAUGE |
|----------------|-------|
| MIRAGE II      | 24    |

8-13-20 rev.  
7-08-13 rev.  
8-16-11 rev.  
1-23-02

GIRTH: SEE PATTERN: MIRTW-0118  
BENDS: SEE PATTERN: MIRTW-0118



# FLOATING PEAK BOX - PATTERN

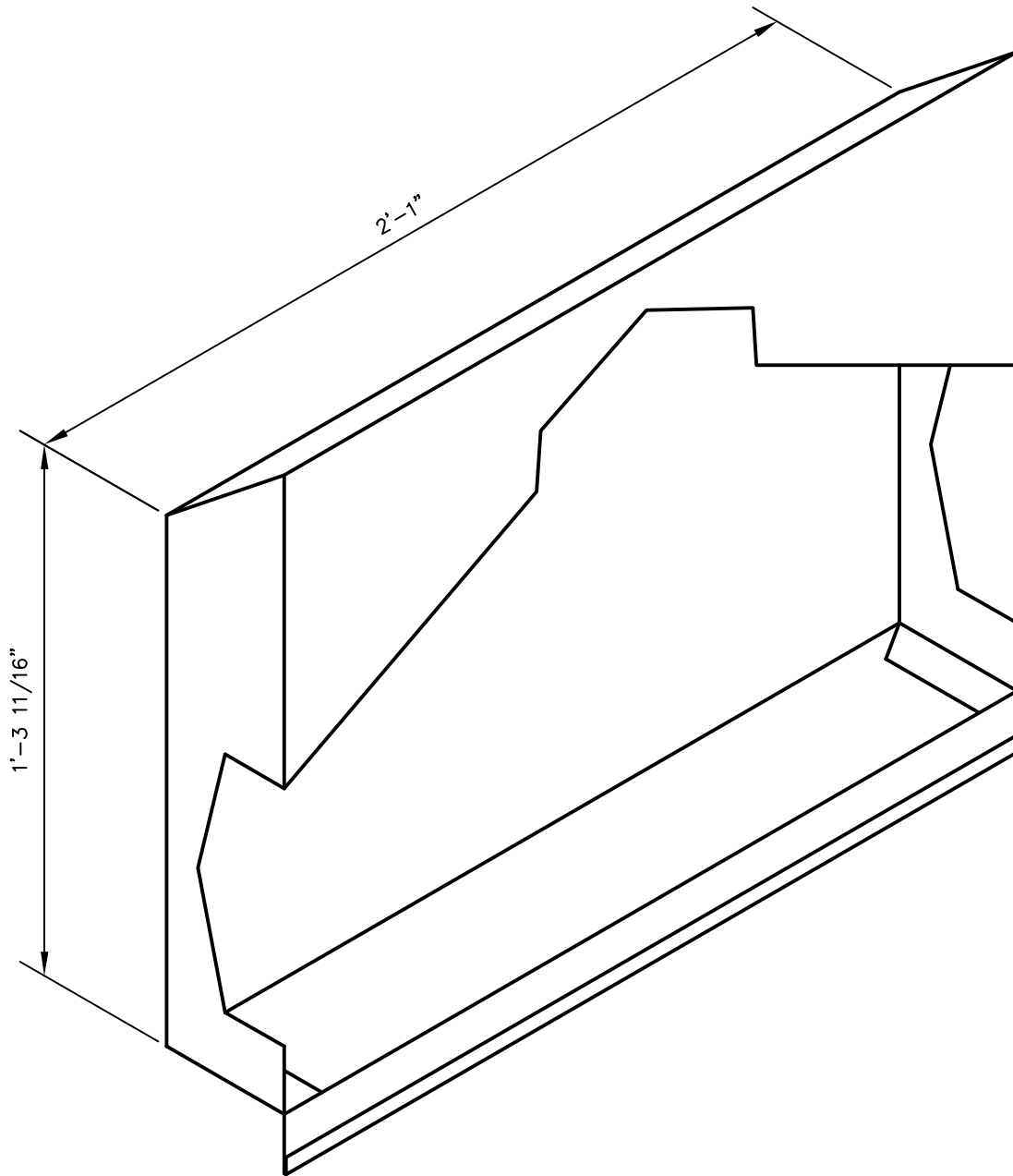
(5:12)

| PANEL PROFILES | GAUGE |
|----------------|-------|
| MIRAGE II      | 24    |

8-13-20 rev.  
 7-08-13 rev.  
 8-16-11 rev.  
 1-23-02

GIRTH: 2'-11 1/8" X 3'-0"  
 BENDS: 90° AND AS SPECIFIED

221A



## FLOATING PEAK BOX - ASSEMBLY

(6:12)

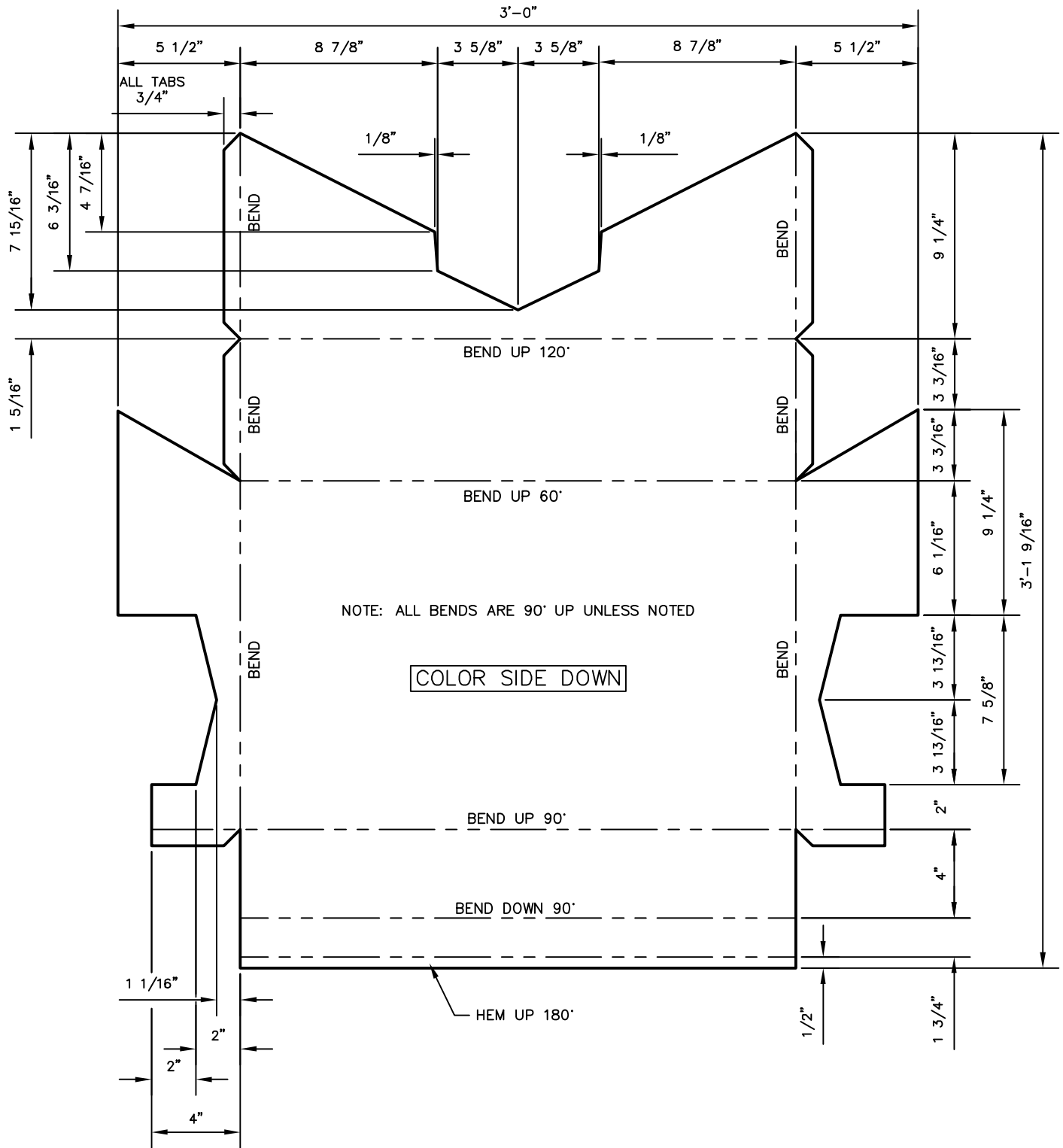
| PANEL PROFILES | GAUGE |
|----------------|-------|
| MIRAGE II      | 24    |

8-13-20 rev.  
7-08-13 rev.  
8-16-11 rev.  
1-23-02

GIRTH: SEE PATTERN: MIRTW-0120  
BENDS: SEE PATTERN: MIRTW-0120



| PANEL PROFILES | GAUGE |
|----------------|-------|
| MIRAGE II      | 24    |

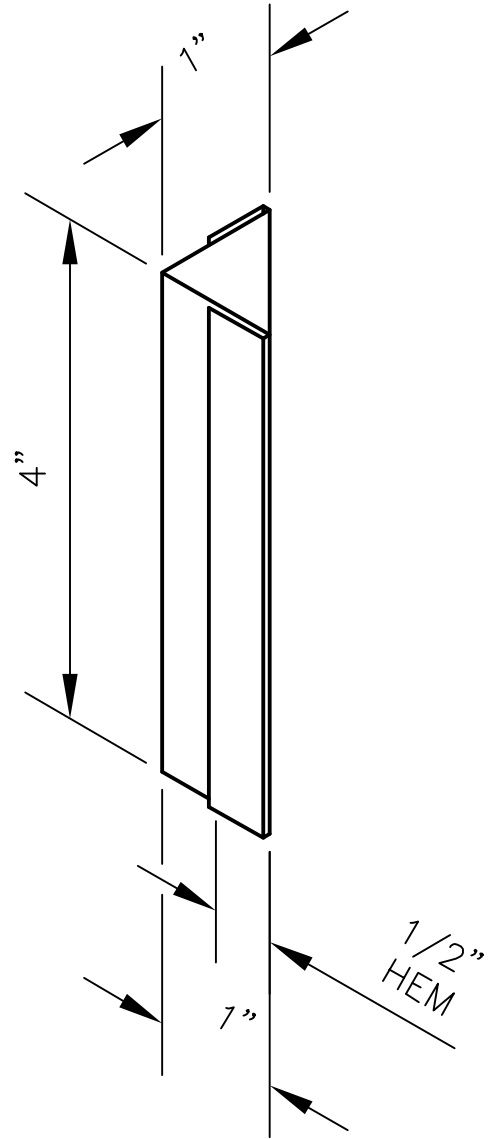
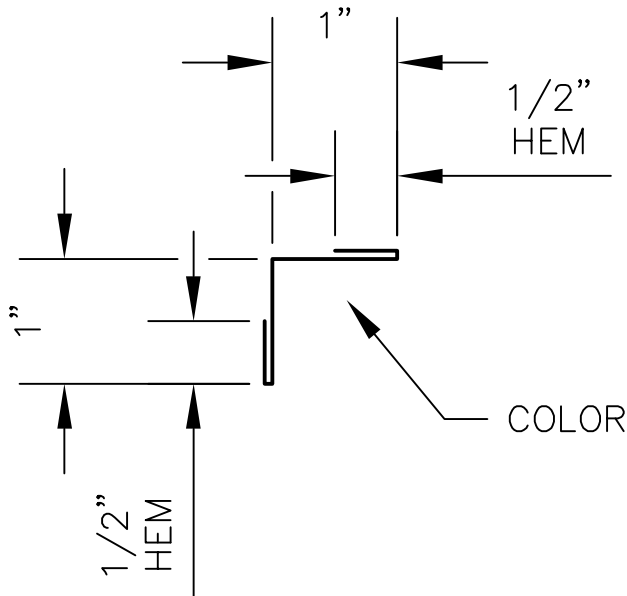


# FLOATING PEAK BOX - PATTERN

(6:12)

8-13-20 rev.  
 7-08-13 rev.  
 8-16-11 rev.  
 1-23-02

GIRTH: 3'-1 9/16" X 3'-0"  
 BENDS: 90° AND AS SPECIFIED



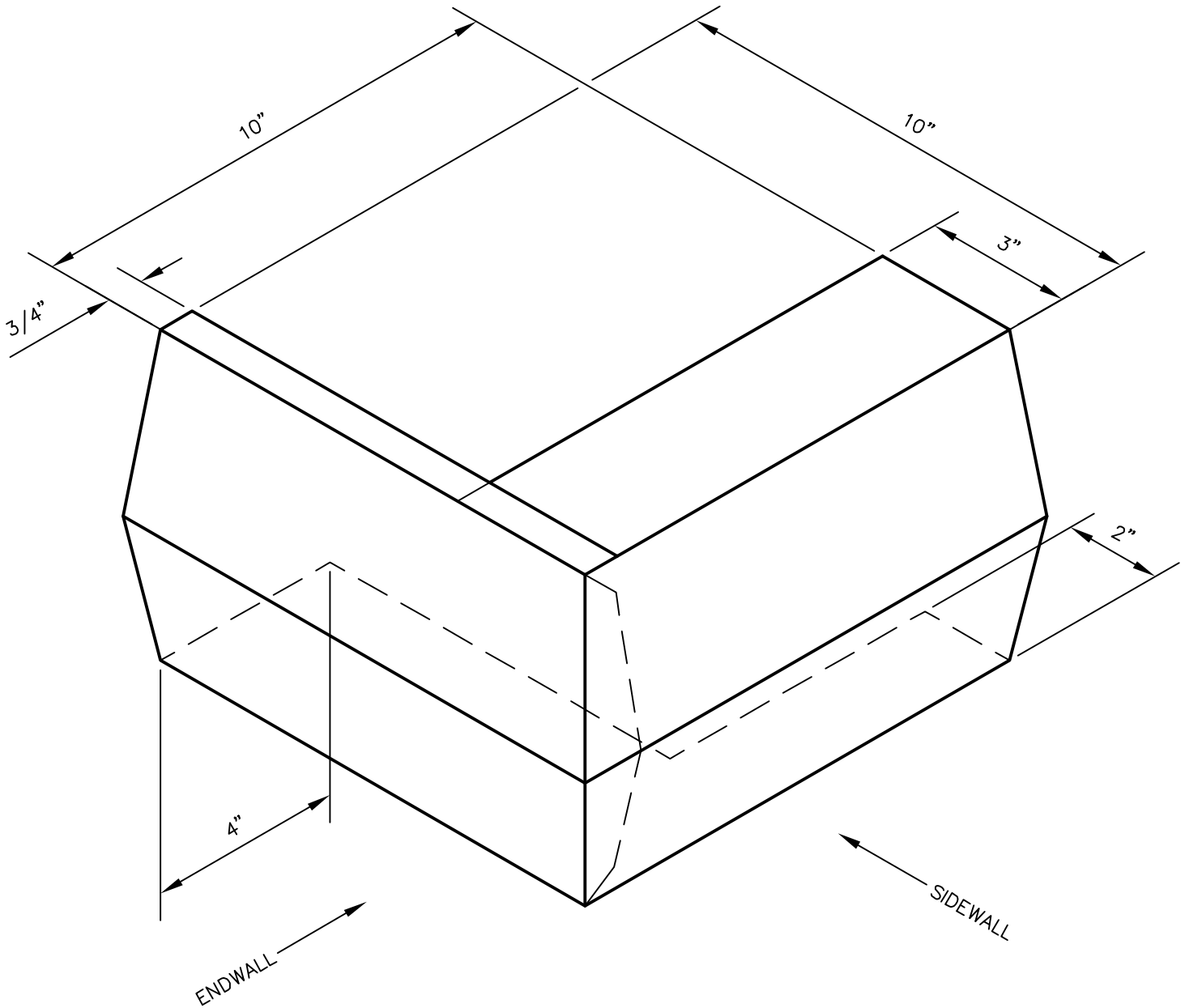
| PANEL PROFILES | GAUGE |
|----------------|-------|
| MIRAGE II      | 24    |
| MAXIMA 1.5"    | 24    |
| MAXIMA 2"      | 24    |
| MAXIMA 3"      | 24    |
| MAXIMA ADV     | 24    |
| MASTERLOK-90   | 24    |
| MASTERLOK-FS   | 24    |

## CINCH ANGLE

8-13-20 rev.  
7-08-13 rev.  
8-16-11 rev.  
1-23-02

GIRTH: 3" X 4" LONG  
BENDS: 90°

172A



## OUTSIDE CORNER BOX - FINISHED

(RIGHT HAND SHOWN)  
(LEFT HAND OPP.)

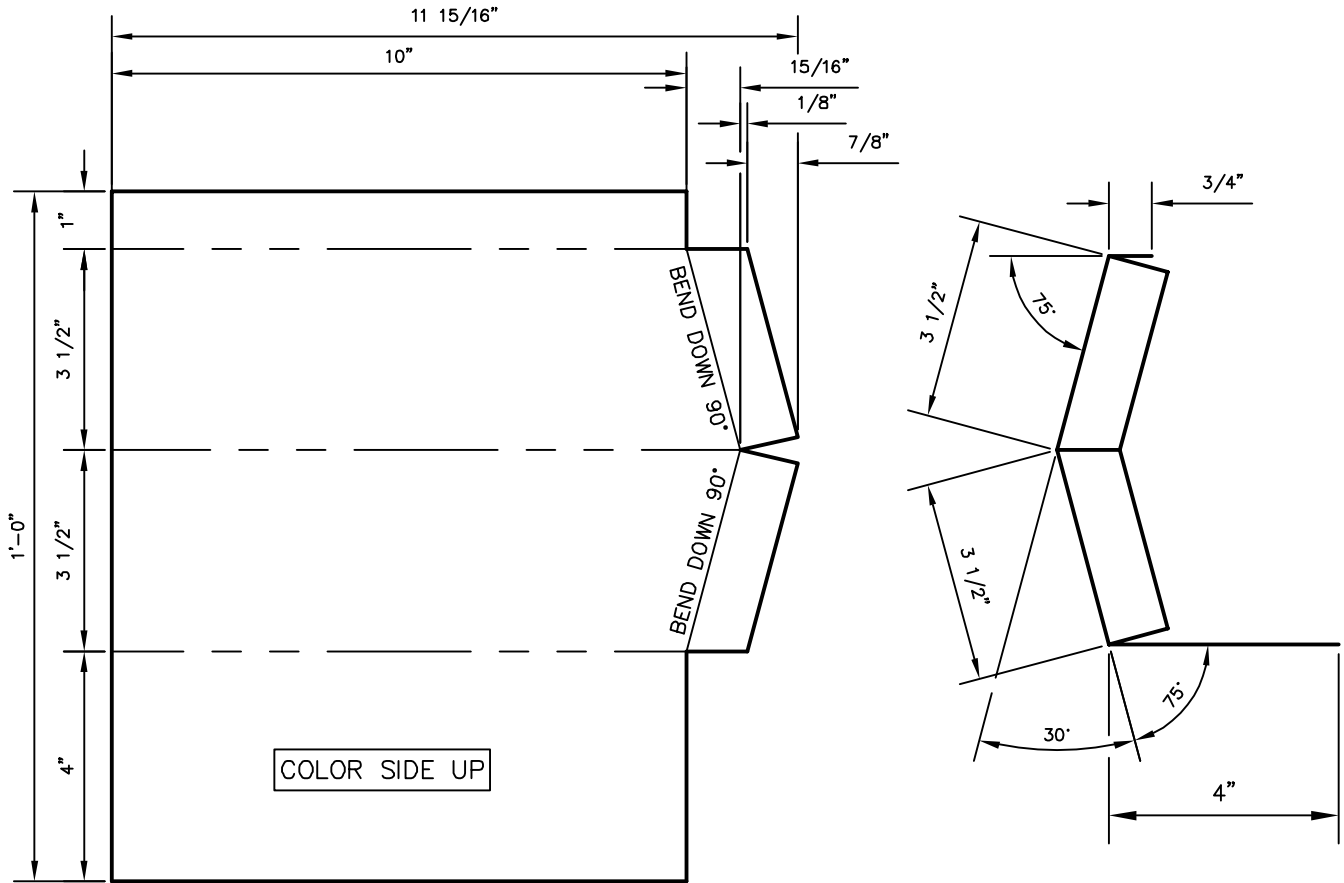
(1/2:12 - 3:12 PITCHES)

| PANEL PROFILES | GAUGE    |
|----------------|----------|
| MIRAGE II      | 24 or 26 |
| U-PANEL        | 26       |
| MULTI-RIB      | 26       |
| R-PANEL        | 26       |

8-13-20 rev.  
8-26-13 rev.  
7-26-11 rev.  
1-22-02

GIRTH: SEE PATTERN MIRTW-0123 & MIRTW-0124  
BENDS: SEE PATTERN MIRTW-0123 & MIRTW-0124





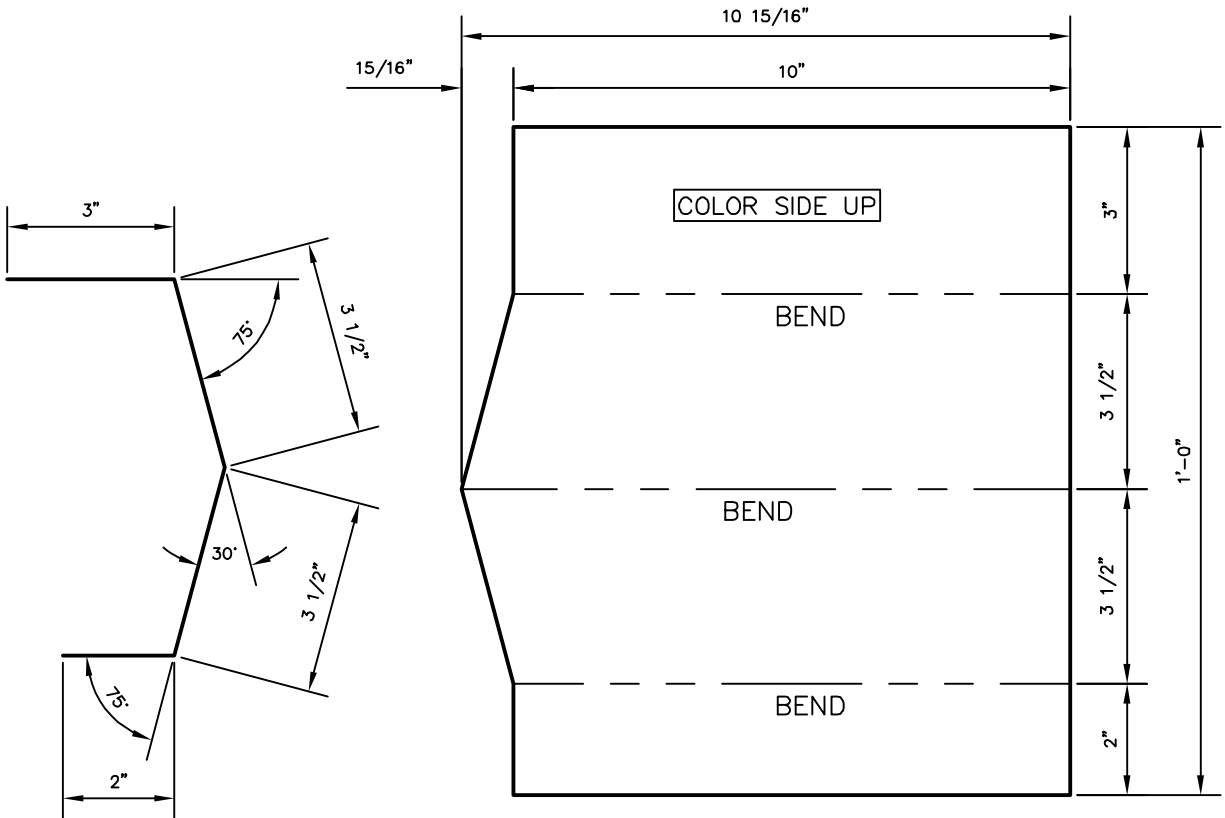
## OUTSIDE CORNER BOX - PATTERN (SIDEWALL)

(ASSEMBLE 1 R.H. & 1 L.H.)  
 (RIGHT HAND SHOWN - LEFT HAND OPP.)

| PANEL PROFILES | GAUGE    |
|----------------|----------|
| MIRAGE II      | 24 or 26 |
| U-PANEL        | 26       |
| MULTI-RIB      | 26       |
| R-PANEL        | 26       |

8-13-20 rev.  
 8-26-13 rev.  
 8-16-11 rev.  
 1-16-02

GIRTH: 1'-0" X 11 15/16"  
 BENDS: AS SPECIFIED



## OUTSIDE CORNER BOX - PATTERN (ENDWALL)

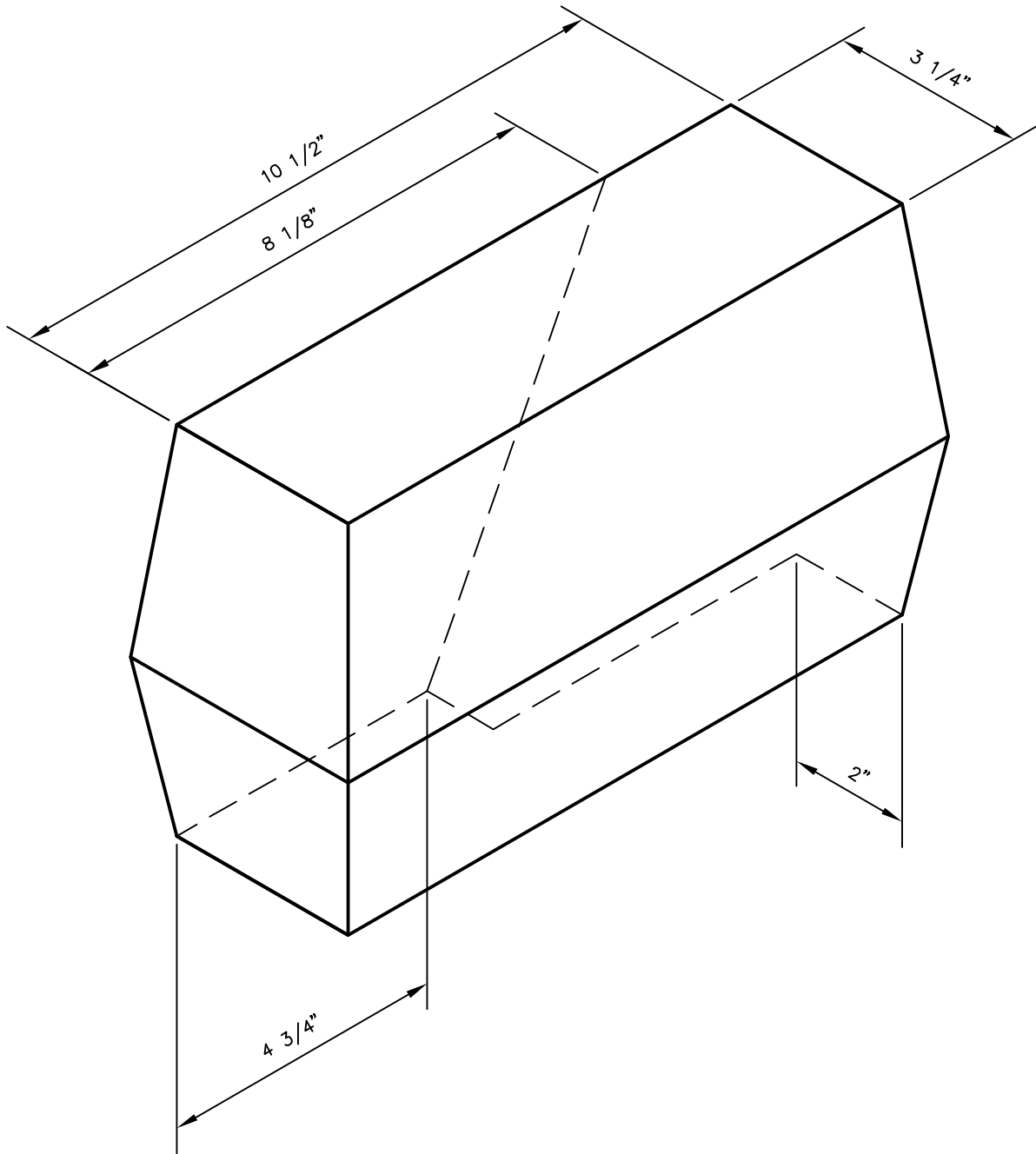
(ASSEMBLE 1 R.H. & 1 L.H.)  
 (RIGHT HAND SHOWN - LEFT HAND OPP.)

| PANEL PROFILES | GAUGE    |
|----------------|----------|
| MIRAGE II      | 24 or 26 |
| U-PANEL        | 26       |
| MULTI-RIB      | 26       |
| R-PANEL        | 26       |

8-13-20 rev.  
 8-26-13 rev.  
 8-16-11 rev.  
 1-15-02

GIRTH: 10 15/16" X 1'-0"  
 BENDS: AS SPECIFIED

180A



## GUTTER CORNER BOX for STANDARD GUTTER - FINISHED

(R.H. SHOWN - L.H. OPPTS.)  
(FOR 3:12 - 6:12 PITCHES)

| PANEL PROFILES | GAUGE    |
|----------------|----------|
| MIRAGE II      | 24 or 26 |

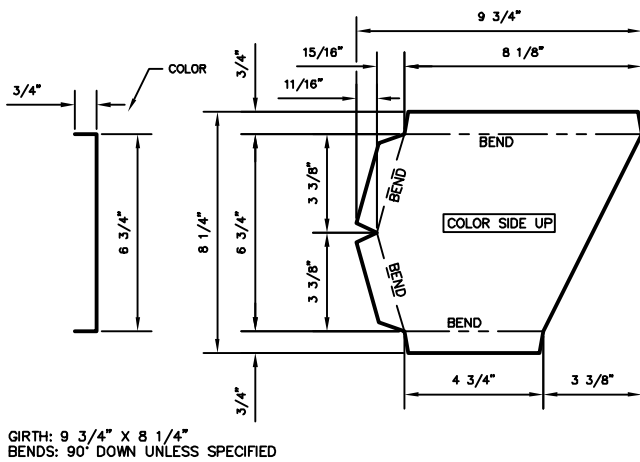
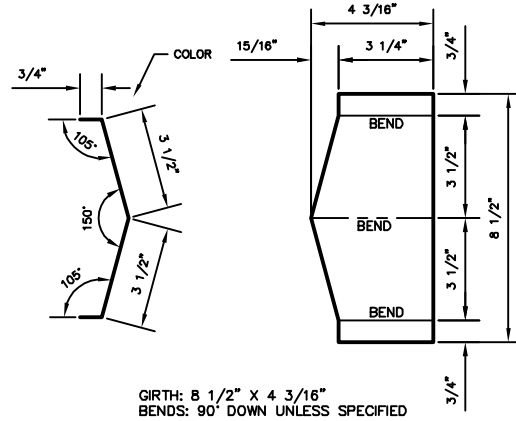
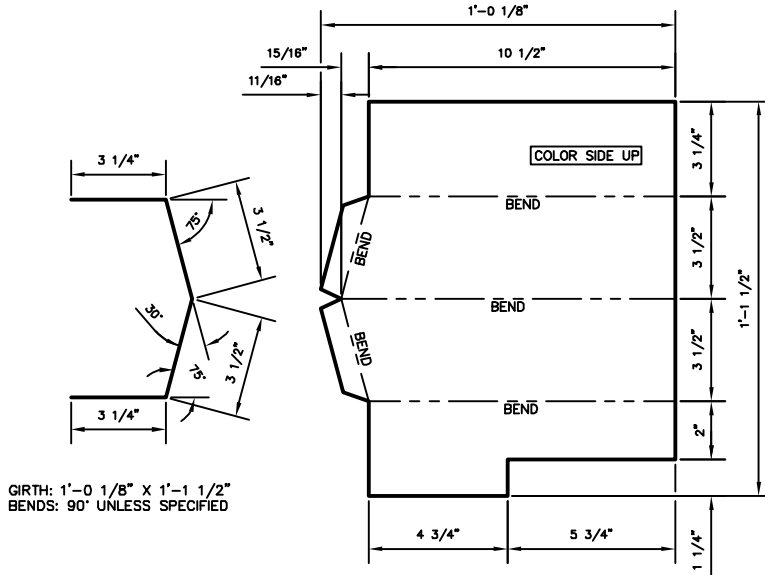
8-13-20 rev.  
4-08-15 rev.  
8-16-11 rev.  
7-02-01

GIRTH: SEE PATTEN: MIRTW-0126  
BENDS: SEE PATTEN: MIRTW-0126

180B

180C

180D



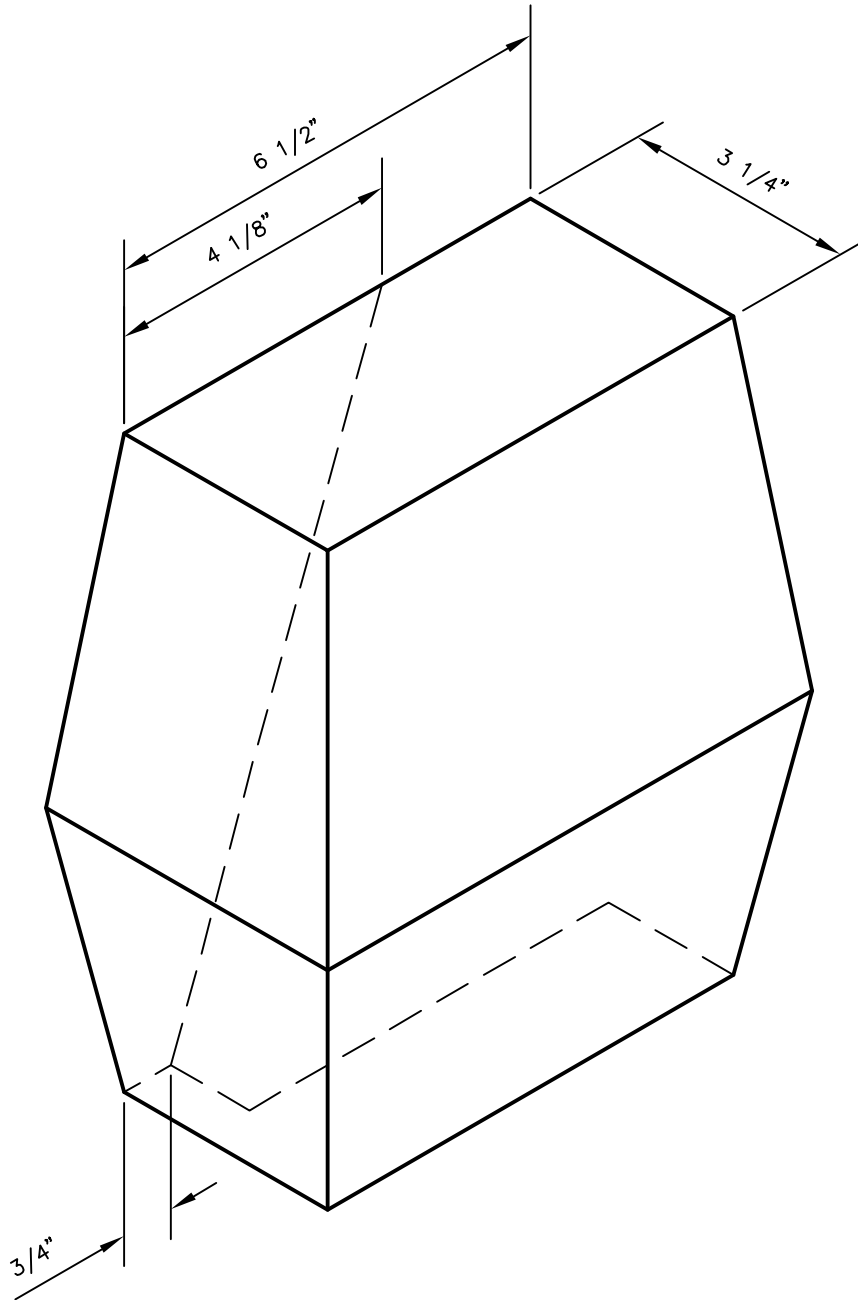
## GUTTER CORNER BOX for STANDARD GUTTER- PATTERNS

(R.H. SHOWN - L.H. OPP.)  
(FOR 3:12 - 6:12 PITCHES)

| PANEL PROFILES | GAUGE    |
|----------------|----------|
| MIRAGE II      | 24 or 26 |

8-13-20 rev.  
4-08-15 rev.  
8-16-11 rev.  
1-23-02

SEE FINISHED DWG: MIRTW-0125



**SCULPTURED CORNER BOX for SCULPTURED EAVE - FINISHED**

(R.H. SHOWN - L.H. OPPS.)  
(FOR UP TO 6:12 PITCH)

| PANEL PROFILES | GAUGE    |
|----------------|----------|
| MIRAGE II      | 24 or 26 |

8-13-20 rev.  
4-08-15 rev.  
8-16-11 rev.  
1-23-02

GIRTH: SEE PATER: MIRTW-0128  
BENDS: SEE PATER: MIRTW-0128

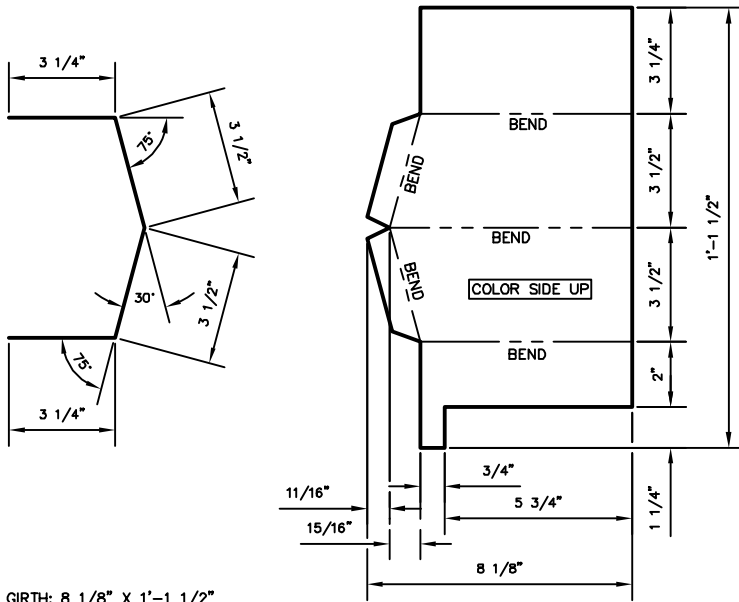
182B

182C

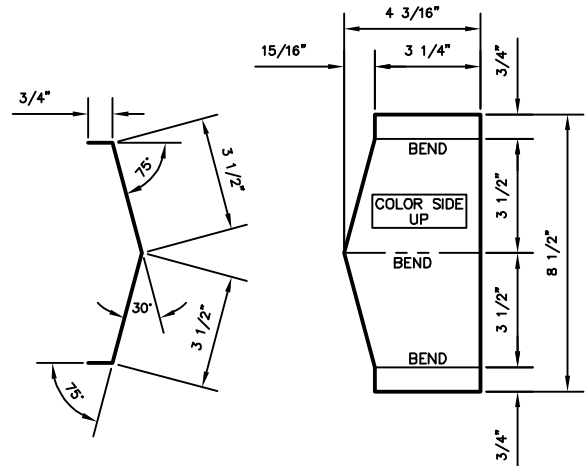
182D



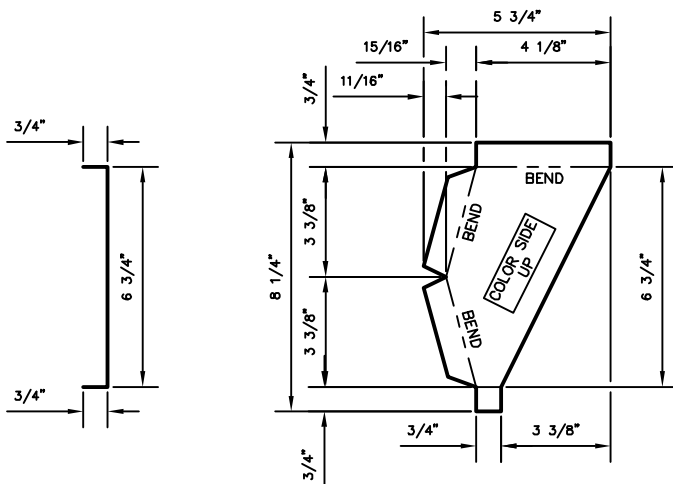
| PANEL PROFILES | GAUGE |
|----------------|-------|
| MIRAGE II      | 24    |



GIRTH: 8 1/8" X 1'-1 1/2"  
BENDS: 90° DOWN UNLESS SPECIFIED



GIRTH: 4 3/16" X 8 1/2"  
BENDS: 90° DOWN UNLESS SPECIFIED



GIRTH: 5 3/4" X 8 1/4"  
BENDS: 90° DOWN UNLESS SPECIFIED

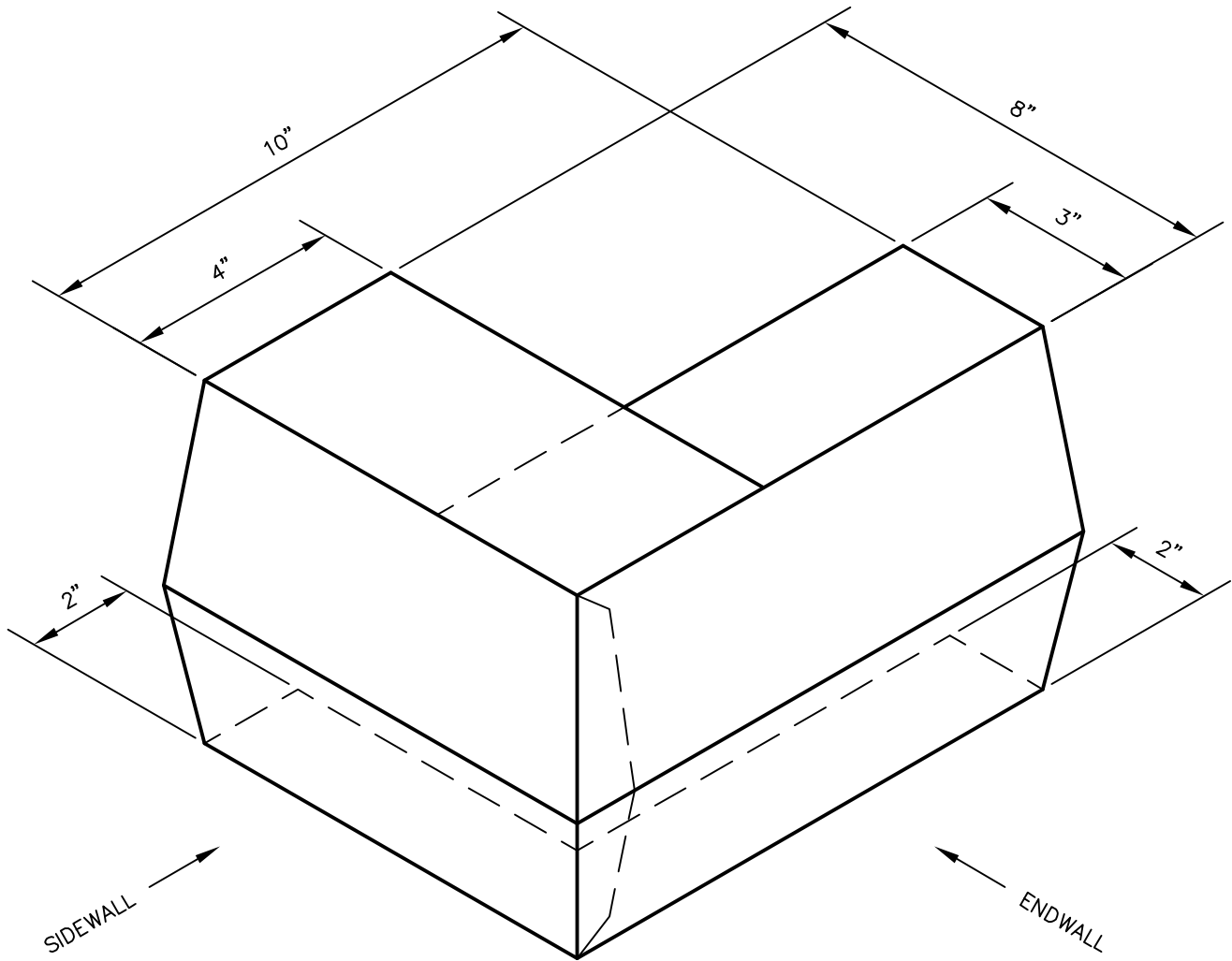
## SCULPTURED CORNER BOX for SCULPTURED EAVE - PATTERNS

8-13-20 rev.  
4-08-15 rev.  
8-16-11 rev.  
1-23-02

(R.H. SHOWN - L.H. OPP.)  
(FOR UP TO 6:12 PITCH)

SEE FINISHED: MIRTW-0127

175A



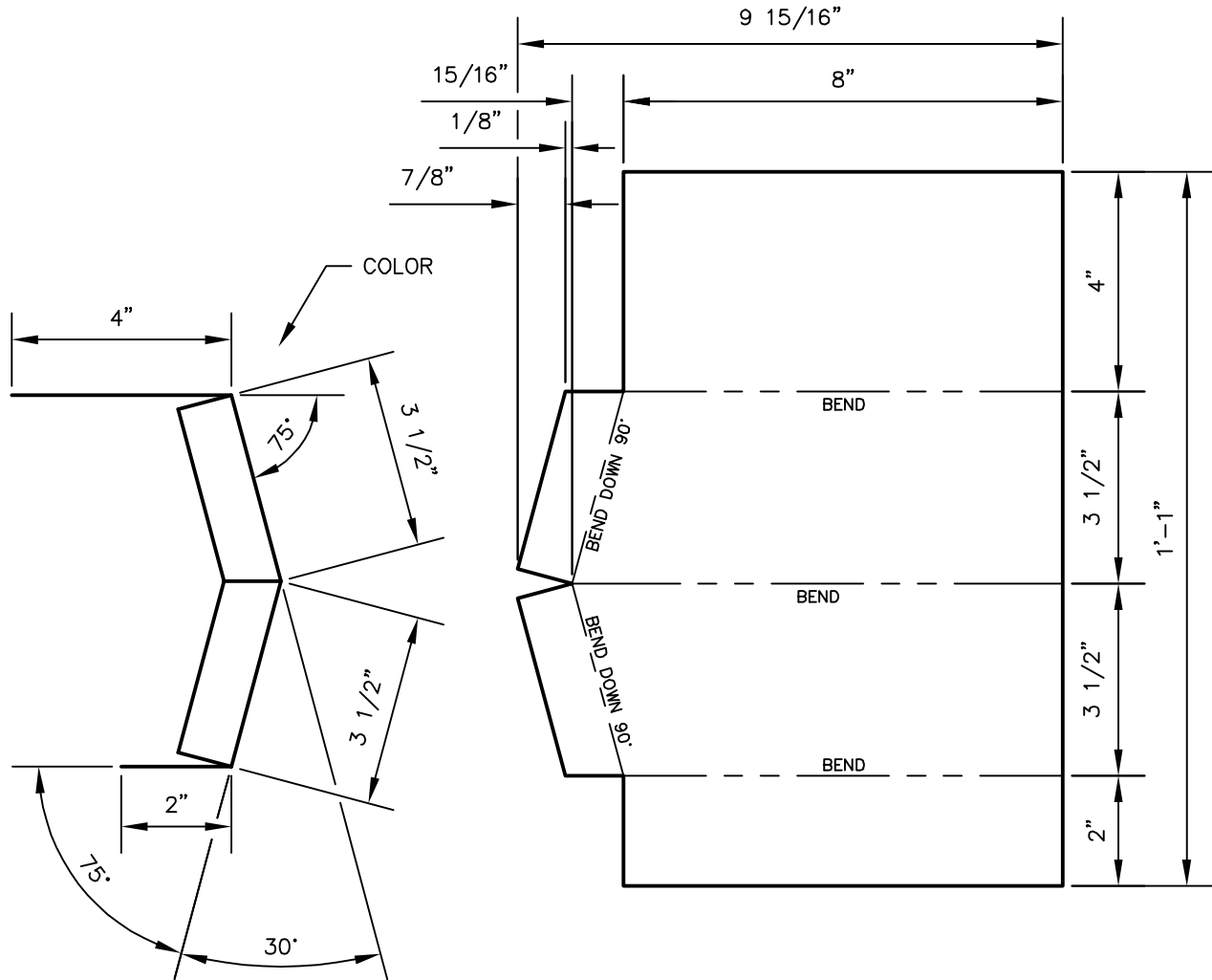
## HIGH SIDE CORNER BOX - FINISHED

(ASSEMBLE 1 R.H. & 1 L.H.)  
(RIGHT HAND SHOWN - LEFT HAND OPP.)

| PANEL PROFILES | GAUGE    |
|----------------|----------|
| MIRAGE II      | 24 or 26 |
| U-PANEL        | 26       |
| MULTI-RIB      | 26       |
| R-PANEL        | 26       |

8-13-20 rev.  
8-26-13 rev.  
8-16-11 rev.  
1-16-02

GIRTH: SEE PATTERN MIRTW-0130 & MIRTW-0131  
BENDS: SEE PATTERN MIRTW-0130 & MIRTW-0131



## HIGH SIDE CORNER BOX - PATTERN (SIDEWALL)

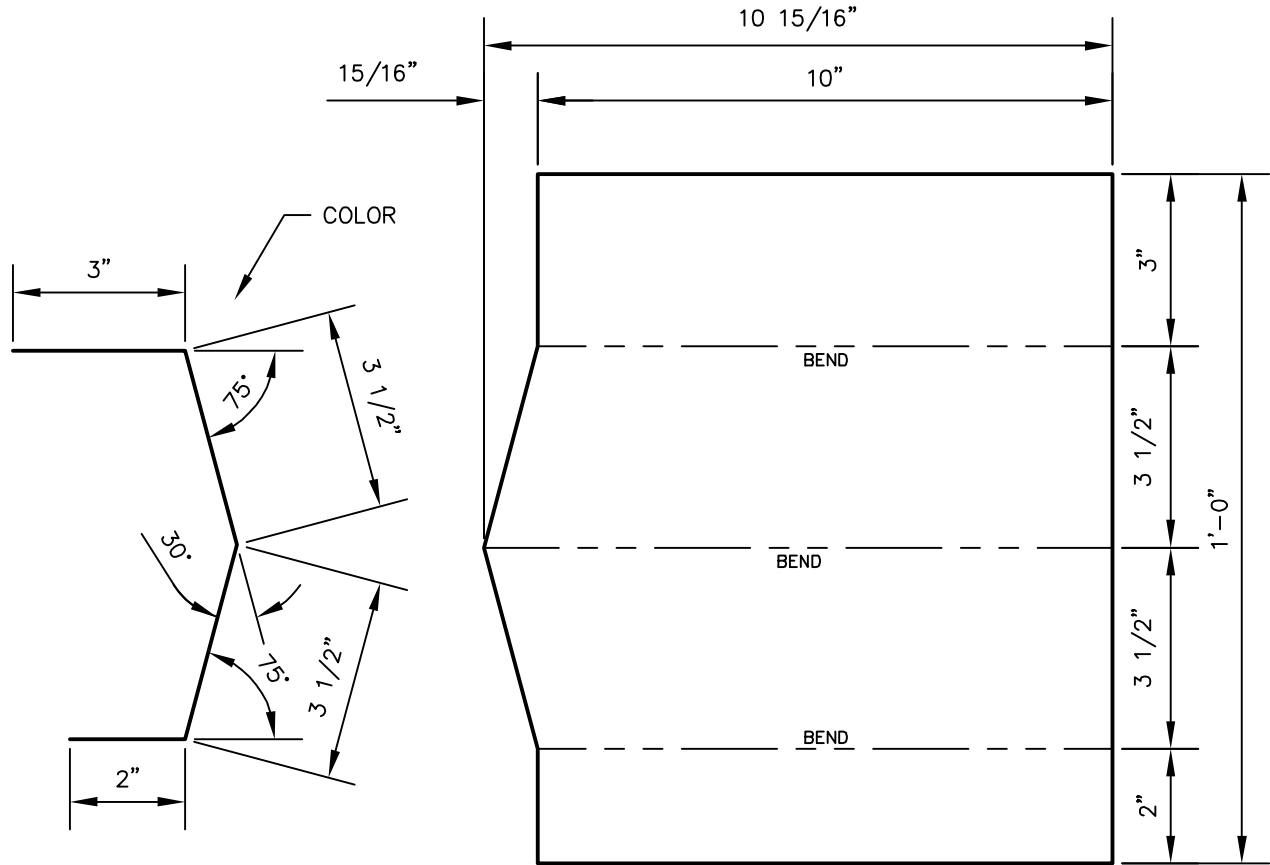
(ASSEMBLE 1 R.H. & 1 L.H.)  
 (RIGHT HAND SHOWN - LEFT HAND OPP.)

| PANEL PROFILES | GAUGE    |
|----------------|----------|
| MIRAGE II      | 24 or 26 |
| U-PANEL        | 26       |
| MULTI-RIB      | 26       |
| R-PANEL        | 26       |

8-13-20 rev.  
 8-26-13 rev.  
 8-16-11 rev.  
 1-16-02

GIRTH: 1'-1" X 9 15/16"  
 BENDS: AS SPECIFIED





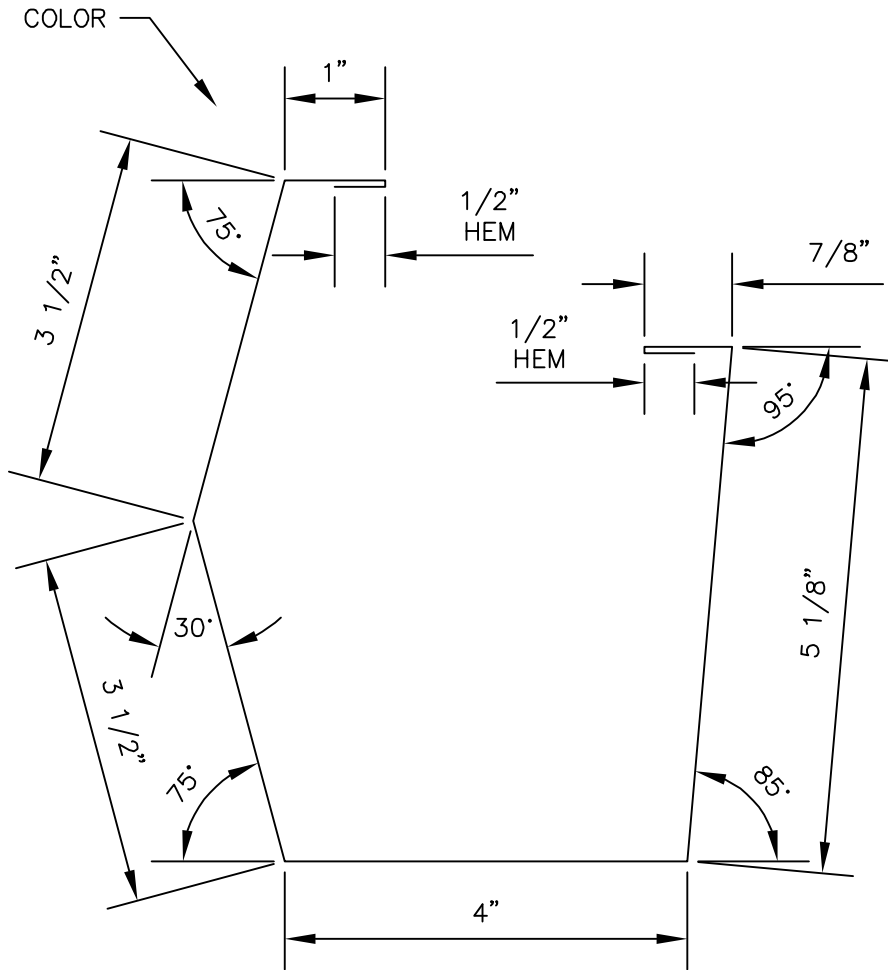
## HIGH SIDE CORNER BOX - PATTERN (ENDWALL)

(ASSEMBLE 1 R.H. & 1 L.H.)  
 (RIGHT HAND SHOWN - LEFT HAND OPP.)

| PANEL PROFILES | GAUGE    |
|----------------|----------|
| MIRAGE II      | 24 or 26 |
| U-PANEL        | 26       |
| MULTI-RIB      | 26       |
| R-PANEL        | 26       |

8-13-20 rev.  
 8-26-13 rev.  
 8-16-11 rev.  
 1-16-02

GIRTH: 10 15/16" X 1'-0"  
 BENDS: AS SPECIFIED

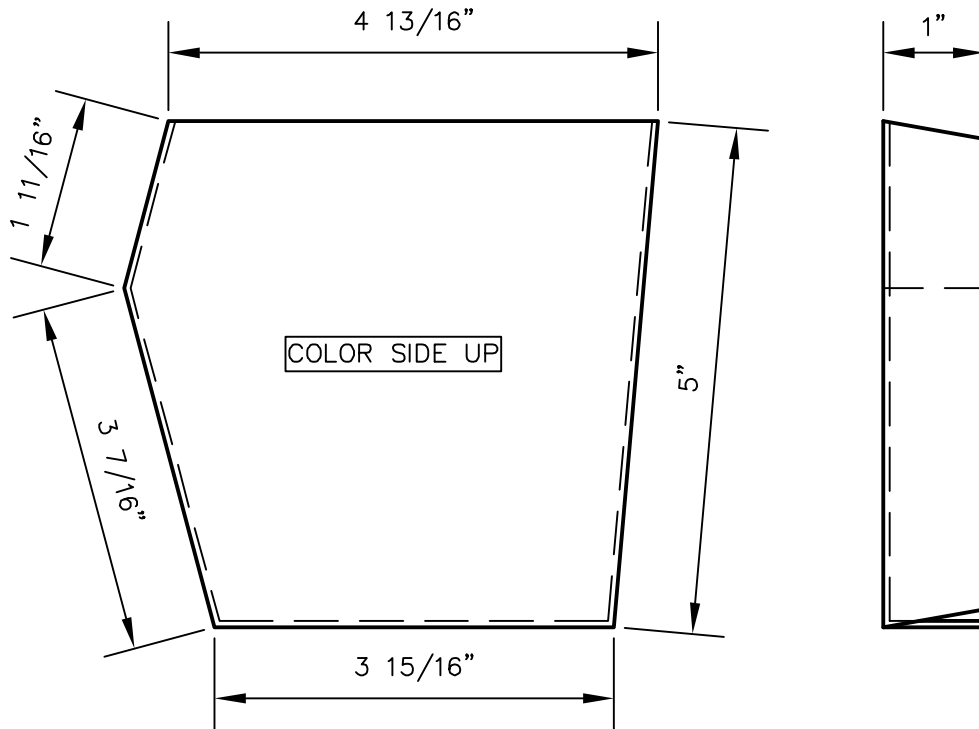


**GUTTER**  
(UP TO 3:12)

| PANEL PROFILES | GAUGE |
|----------------|-------|
| MIRAGE II      | 24    |

8-13-20 rev.  
7-08-13 rev.  
8-16-11 rev.  
9-09-02

GIRTH: 19"  
BENDS: 90° UNLESS SPECIFIED



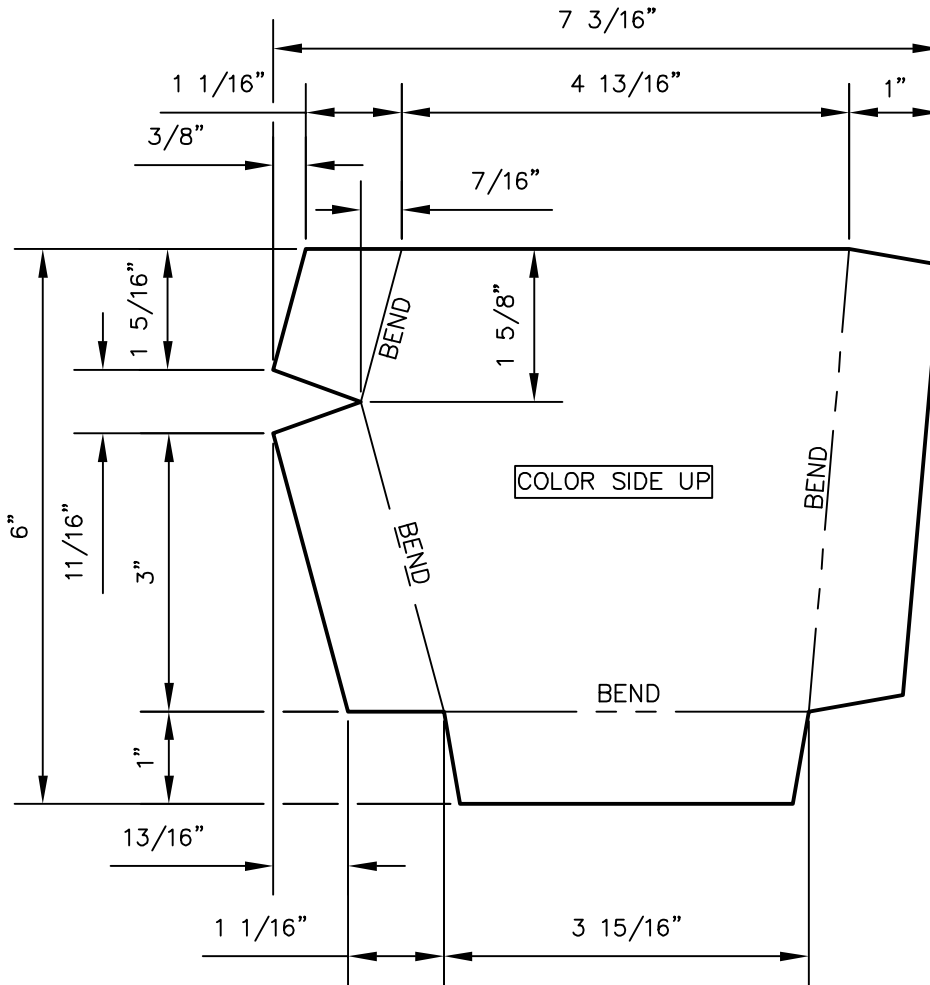
## GUTTER END CAP - FINISHED

(UP TO 3:12 PITCH)  
(R.H. SHOWN - L.H. HAND OPP.)

| PANEL PROFILES | GAUGE    |
|----------------|----------|
| MIRAGE II      | 24 or 26 |

8-13-20 rev.  
8-22-13 rev.  
10-11-11 rev.  
4-11-01

GIRTH: SEE PATTERN MIRTW-0134  
BENDS: SEE PATTERN MIRTW-0134



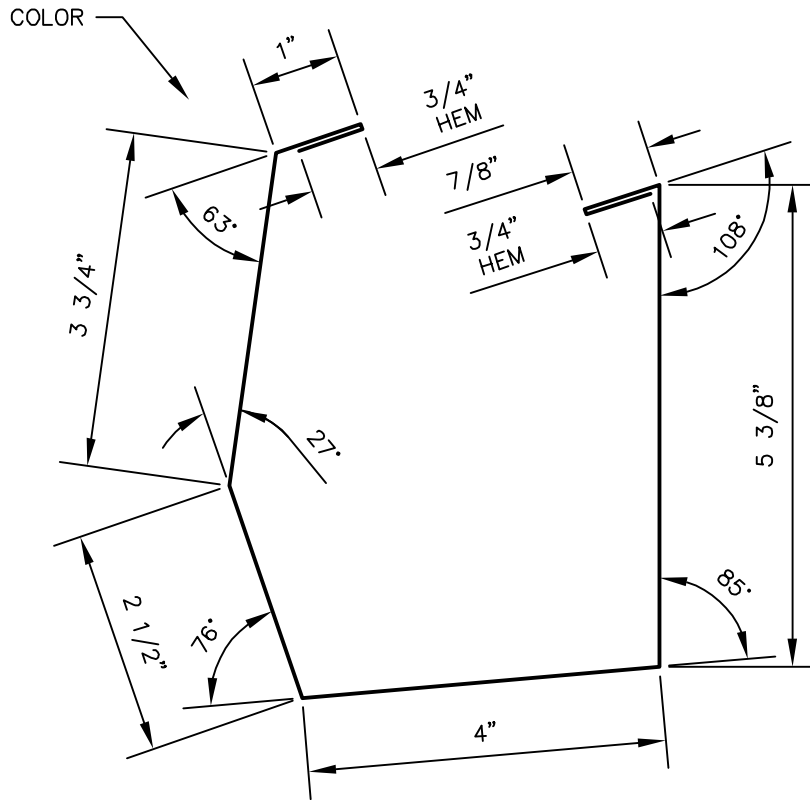
## GUTTER END CAP - PATTERN

(UP TO 3:12 PITCH)  
(R.H. SHOWN - L.H. HAND OPP.)

| PANEL PROFILES | GAUGE    |
|----------------|----------|
| MIRAGE II      | 24 or 26 |

8-13-20 rev.  
8-22-13 rev.  
10-11-11 rev.  
6-27-01

GIRTH: 6" X 7 3/16"  
BENDS: DOWN 90°



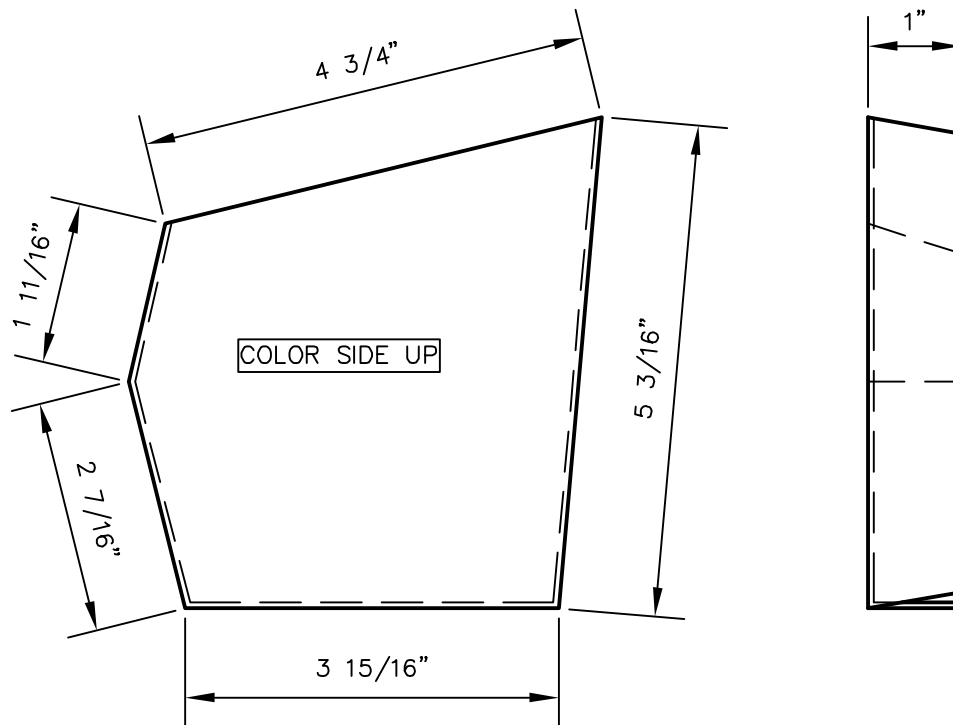
# GUTTER

(FOR 3:12 TO 6:12 PITCH)

| PANEL PROFILES | GAUGE |
|----------------|-------|
| MIRAGE II      | 24    |

8-13-20 rev.  
 7-08-13 rev.  
 10-11-11 rev.  
 1-23-01

GIRTH: 19"  
 BENDS: 90° UNLESS SPECIFIED



## GUTTER END CAP - FINISHED

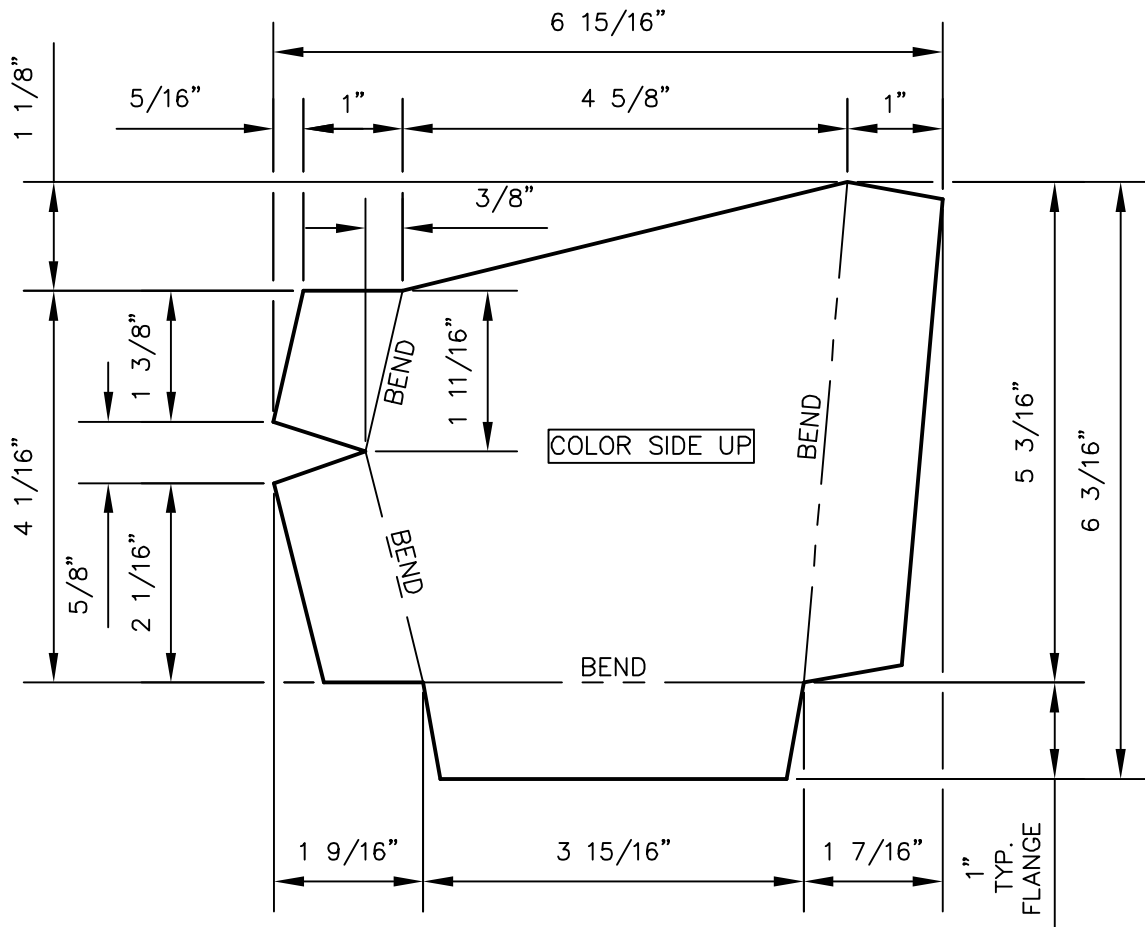
(3:12 TO 6:12 PITCH)

(R.H. SHOWN - L.H. HAND OPP.)

| PANEL PROFILES | GAUGE    |
|----------------|----------|
| MIRAGE II      | 24 or 26 |

8-13-20 rev.  
 8-26-13 rev.  
 10-11-11 rev.  
 1-23-01

GIRTH: SEE PATTERN MIRTW-0137  
 BENDS: SEE PATTERN MIRTW-0137



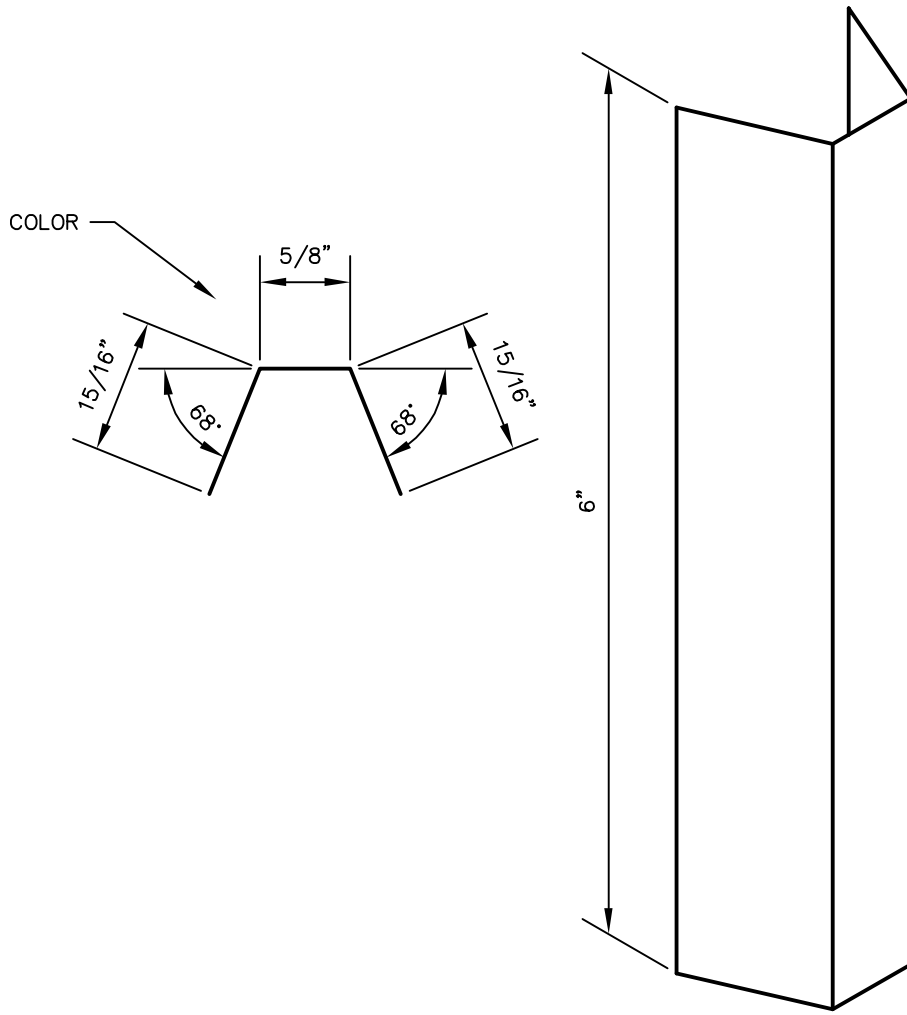
## GUTTER END CAP - PATTERN

(3:12 TO 6:12 PITCH)  
(R.H. SHOWN - L.H. HAND OPP.)

| PANEL PROFILES | GAUGE    |
|----------------|----------|
| MIRAGE II      | 24 or 26 |

8-13-20 rev.  
7-08-13 rev.  
10-11-11 rev.  
1-23-02

GIRTH: 6 3/16" X 6 15/16"  
BENDS: DOWN 90°



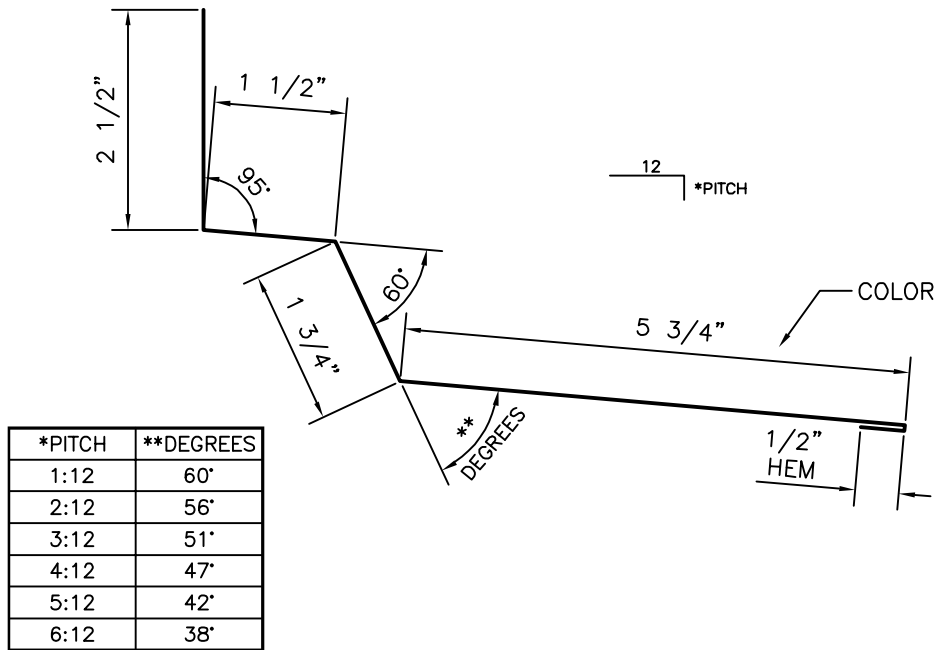
GUTTER STRAP

| PANEL PROFILES | GAUGE    |
|----------------|----------|
| MIRAGE II      | 24 or 26 |

8-13-20 rev.  
 7-08-13 rev.  
 10-11-11 rev.  
 1-23-02

GIRTH: 2 1/2" X 6"  
 BENDS: AS SPECIFIED



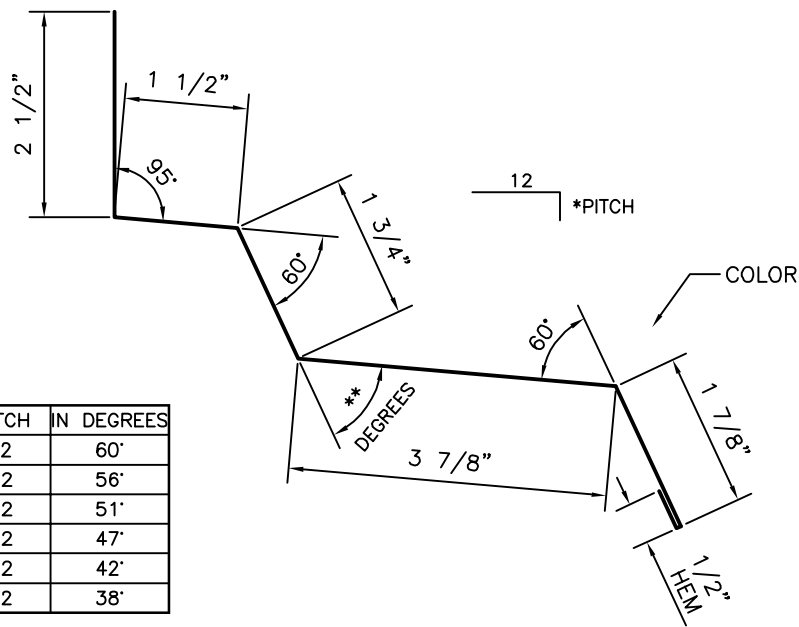


## FLOATING HI-SIDE TIE-IN TRIM

| PANEL PROFILES | GAUGE    |
|----------------|----------|
| MIRAGE II      | 24 or 26 |
| MASTERLOK-90   | 24       |
| MASTERLOK-FS   | 24       |
| MAXIMA 1.5"    | 24       |
| MAXIMA 2"      | 24       |
| MAXIMA 3"      | 24       |
| MAXIMA ADV     | 24       |

8-13-20 rev.  
 8-21-13 rev.  
 4-29-11

GIRTH: 12"  
 BENDS: AS SPECIFIED



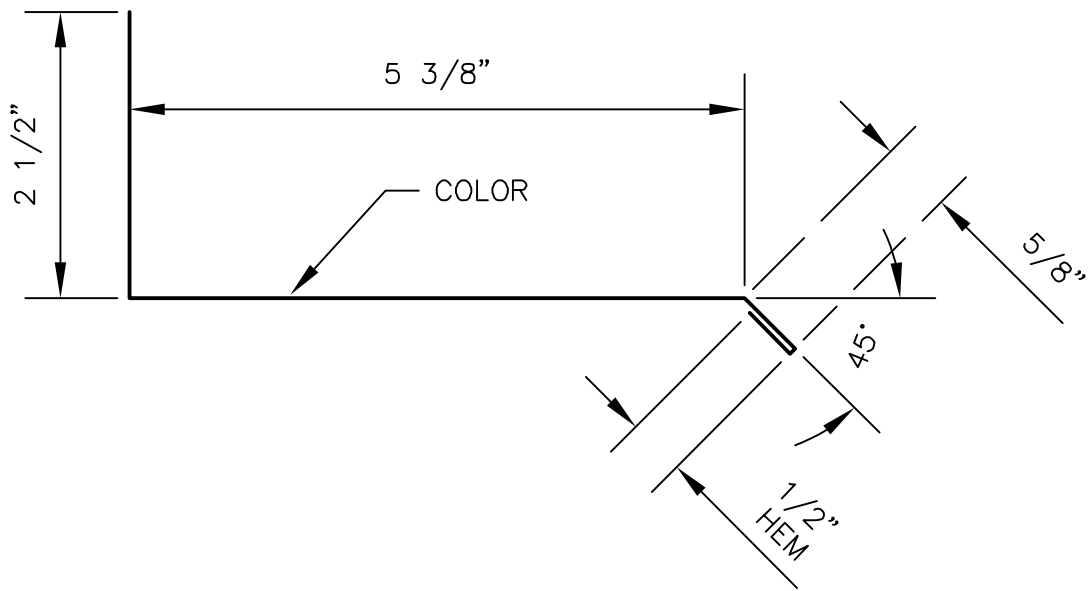
| * PITCH | IN DEGREES |
|---------|------------|
| 1:12    | 60°        |
| 2:12    | 56°        |
| 3:12    | 51°        |
| 4:12    | 47°        |
| 5:12    | 42°        |
| 6:12    | 38°        |

## ALTERNATE HI-SIDE TIE-IN TRIM

| PANEL PROFILES | GAUGE    |
|----------------|----------|
| MIRAGE II      | 24 or 26 |

8-13-20 rev.  
 7-08-13 rev.  
 4-29-11

GIRTH: 12"  
 BENDS: AS SPECIFIED

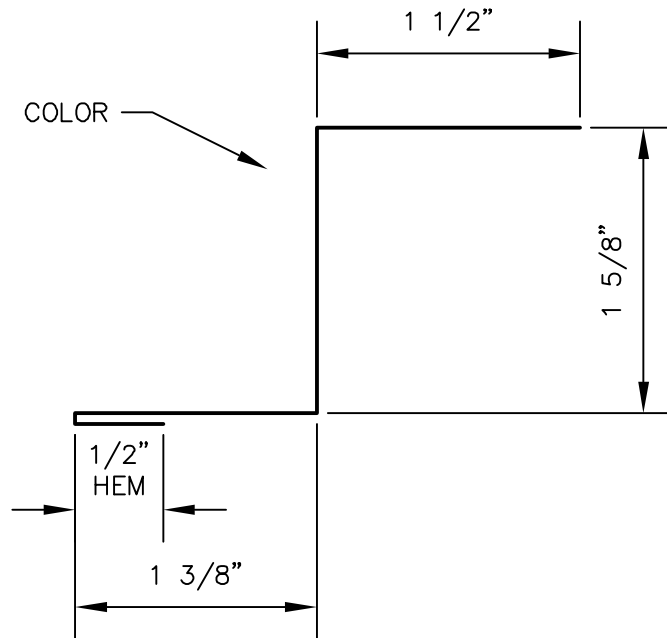


RAKE TIE-IN TRIM

| PANEL PROFILES | GAUGE    |
|----------------|----------|
| MIRAGE II      | 24 or 26 |

8-13-20 rev.  
7-08-13 rev.  
6-20-11

GIRTH: 9"  
BENDS: 90° UNLESS SPECIFIED

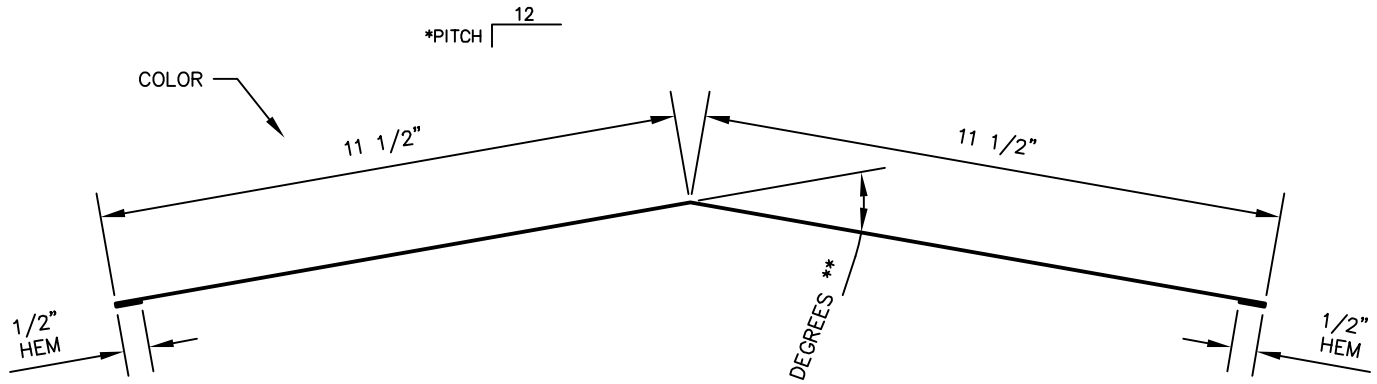


ZEE CLOSURE

| PANEL PROFILES | GAUGE    |
|----------------|----------|
| MIRAGE II      | 24 or 26 |

8-13-20 rev.  
7-08-13 rev.  
1-23-02

GIRTH: 5"  
BENDS: 90°



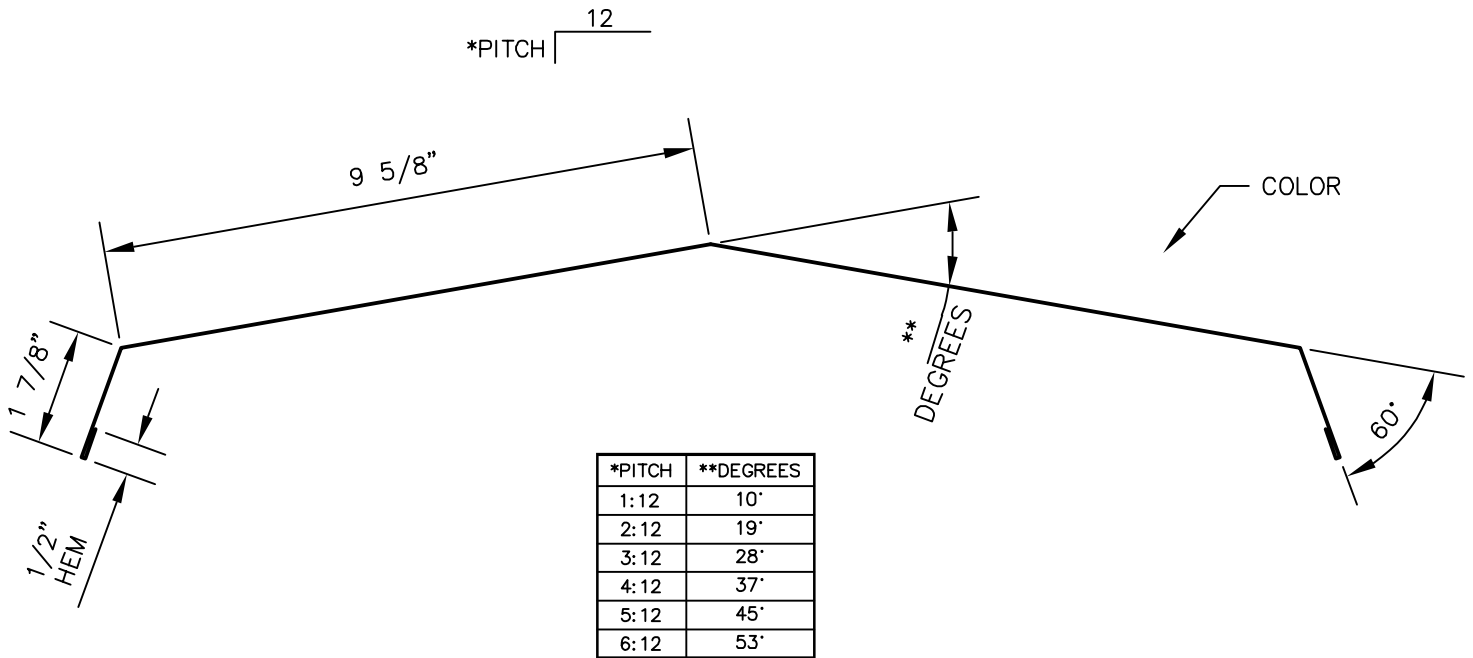
| *PITCH | **DEGREES |
|--------|-----------|
| 1: 12  | 10°       |
| 2: 12  | 19°       |
| 3: 12  | 28°       |
| 4: 12  | 37°       |
| 5: 12  | 45°       |
| 6: 12  | 53°       |

| PANEL PROFILES | GAUGE    |
|----------------|----------|
| MIRAGE II      | 24 or 26 |
| MAXIMA 1.5"    | 24       |
| MAXIMA 2"      | 24       |
| MAXIMA 3"      | 24       |
| MAXIMA ADV     | 24       |
| MASTERLOK-90   | 24       |
| MASTERLOK-FS   | 24       |
| MULTI-RIB      | 26       |
| R-PANEL        | 26       |
| U-PANEL        | 26       |
| MULTI-COR      | 26       |
| M-COR          | 26       |
| MEGA-RIB       | 26       |

## FIXED RIDGE CAP

8-13-20 rev.  
 7-15-13 rev.  
 7-20-11 rev.  
 1-23-02

GIRTH: 24"  
 BENDS: 90° UNLESS SPECIFIED

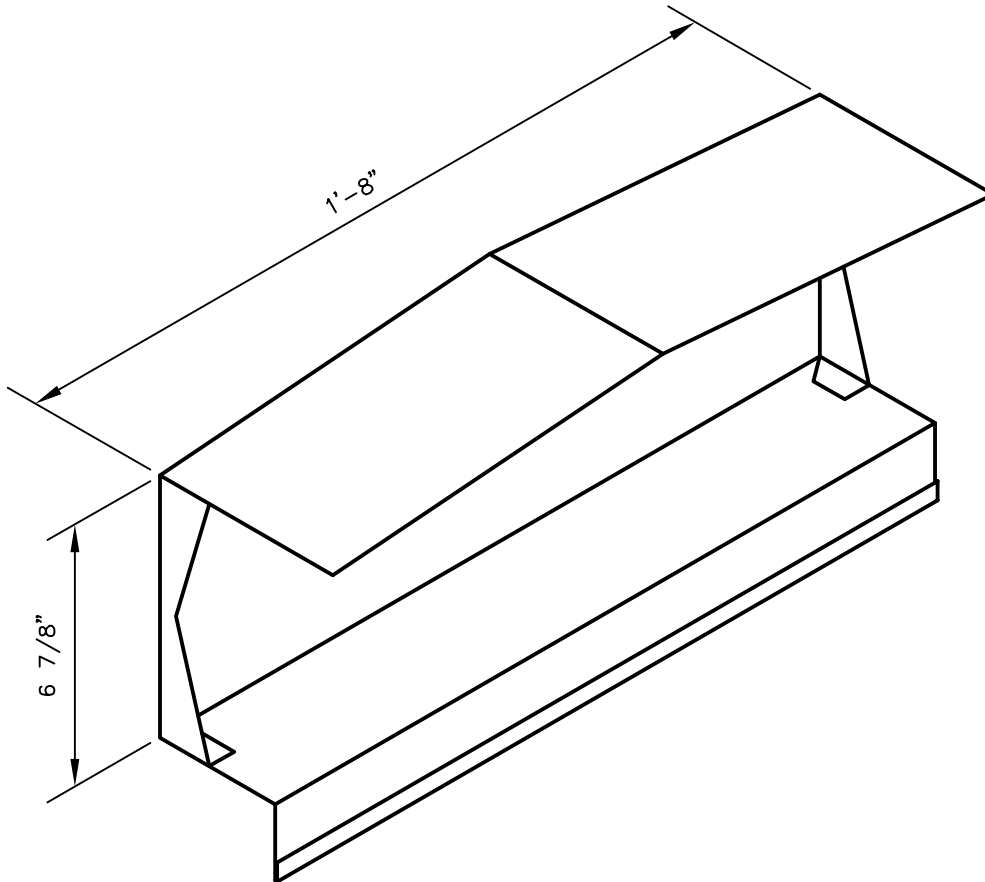


FIXED RIDGE CAP (ALT.)

| PANEL PROFILES | GAUGE    |
|----------------|----------|
| MIRAGE II      | 24 or 26 |

8-13-20 rev.  
 7-15-13 rev.  
 7-20-11 rev.  
 1-23-02

GIRTH: 24"  
 BENDS: 90° UNLESS SPECIFIED

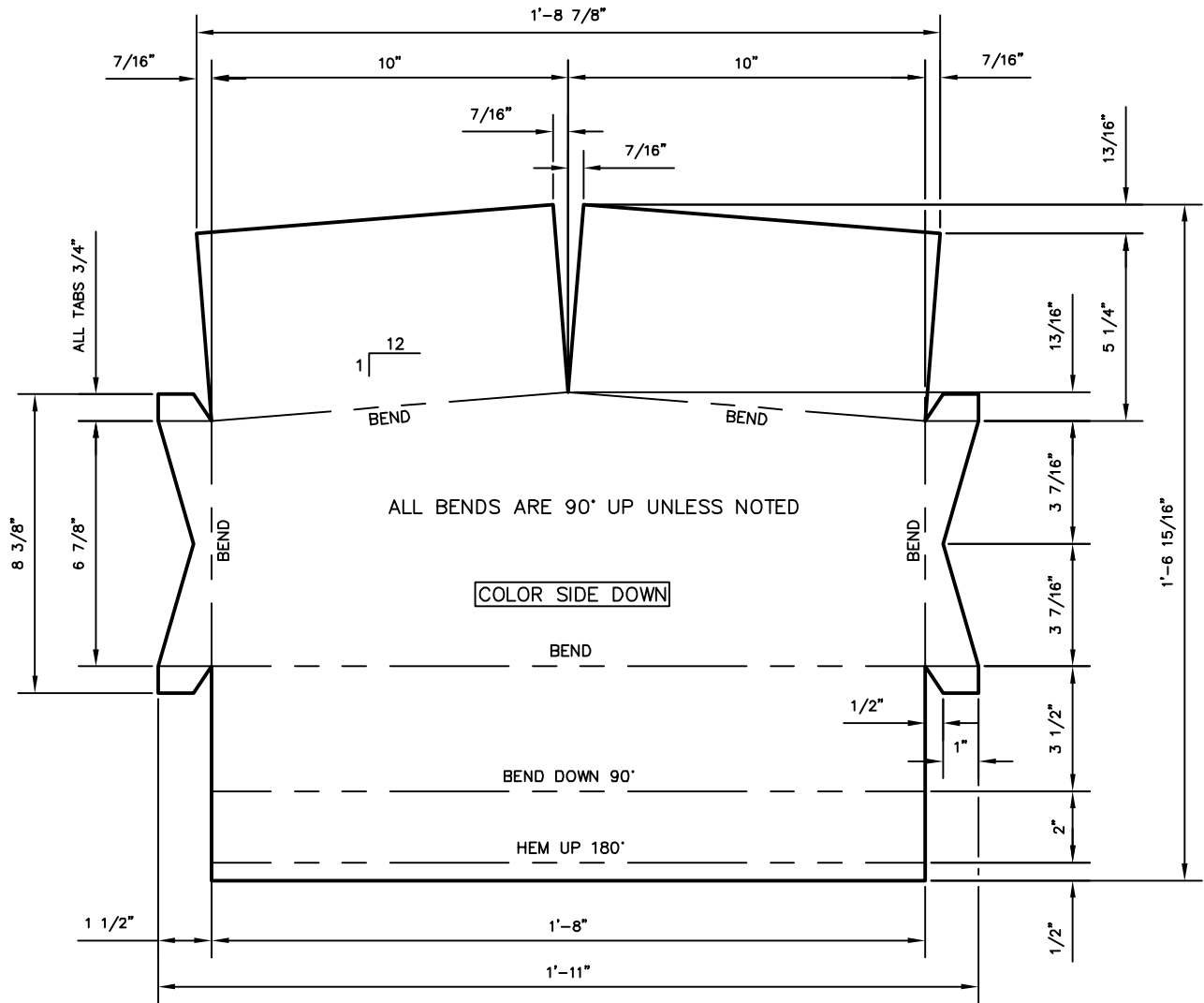


## FIXED PEAK BOX - 1:12 (FINISHED)

| PANEL PROFILES | GAUGE |
|----------------|-------|
| MIRAGE II      | 24    |
| MULTI-RIB      | 26    |
| R-PANEL        | 26    |
| U-PANEL        | 26    |

8-13-20 rev.  
 7-15-13 rev.  
 8-16-11 rev.  
 1-23-02

GIRTH: SEE PATTERN: MIRTW-0160  
 BENDS: SEE PATTERN: MIRTW-0160



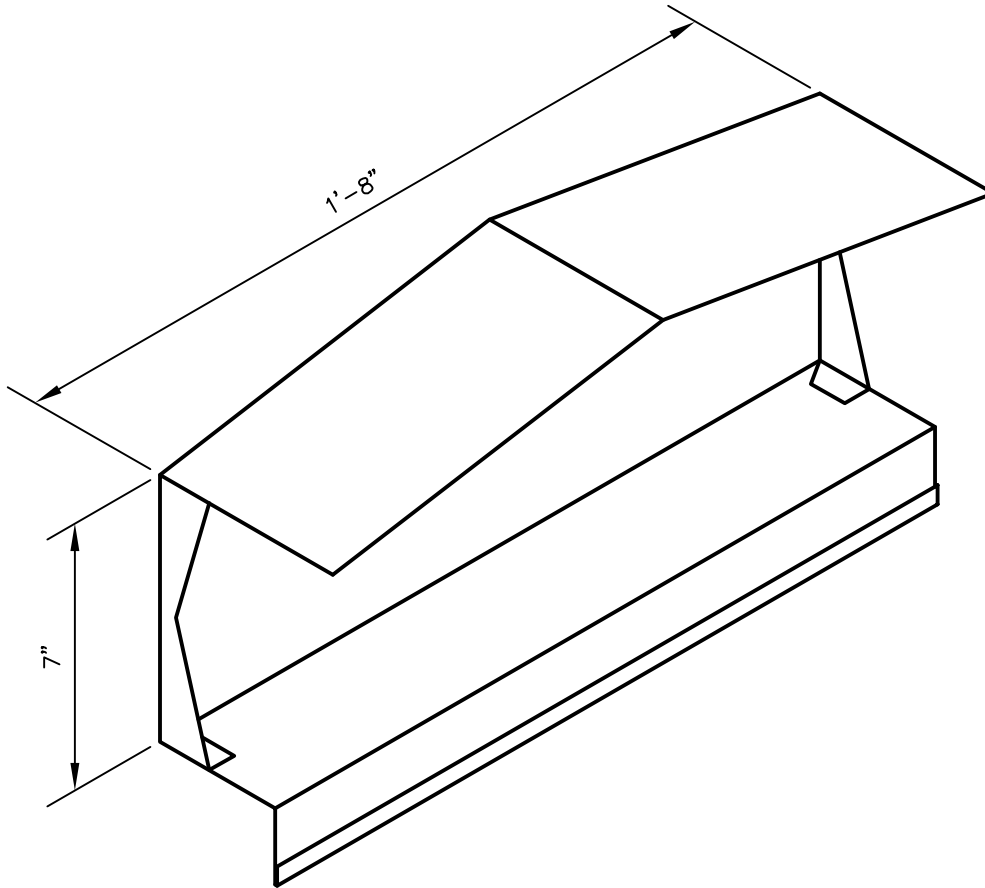
## FIXED PEAK BOX - 1:12 (PATTERN)

| PANEL PROFILES | GAUGE |
|----------------|-------|
| MIRAGE II      | 24    |
| MULTI-RIB      | 26    |
| R-PANEL        | 26    |
| U-PANEL        | 26    |

8-13-20 rev.  
 7-15-13 rev.  
 8-16-11 rev.  
 2-23-02

GIRTH: 1'-11" X 1'-6 15/16"  
 BENDS: 90° UNLESS SPECIFIED



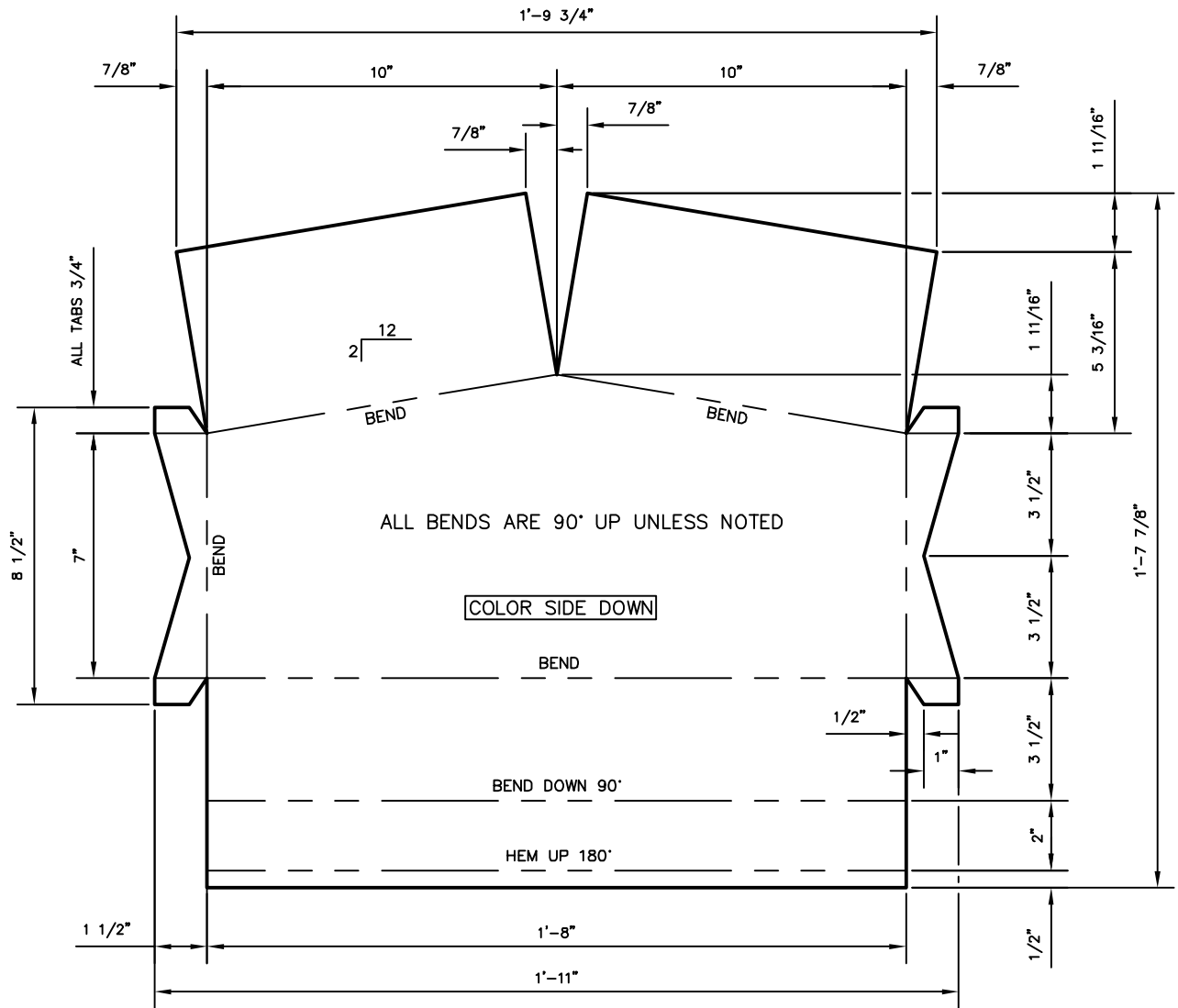


## FIXED PEAK BOX - 2:12 (FINISHED)

| PANEL PROFILES | GAUGE |
|----------------|-------|
| MIRAGE II      | 24    |
| MULTI-RIB      | 26    |
| R-PANEL        | 26    |
| U-PANEL        | 26    |

8-16-20 rev.  
 7-15-13 rev.  
 8-16-11 rev.  
 1-23-02

GIRTH: SEE PATTERN: MIRTW-0162  
 BENDS: SEE PATTERN: MIRTW-0162



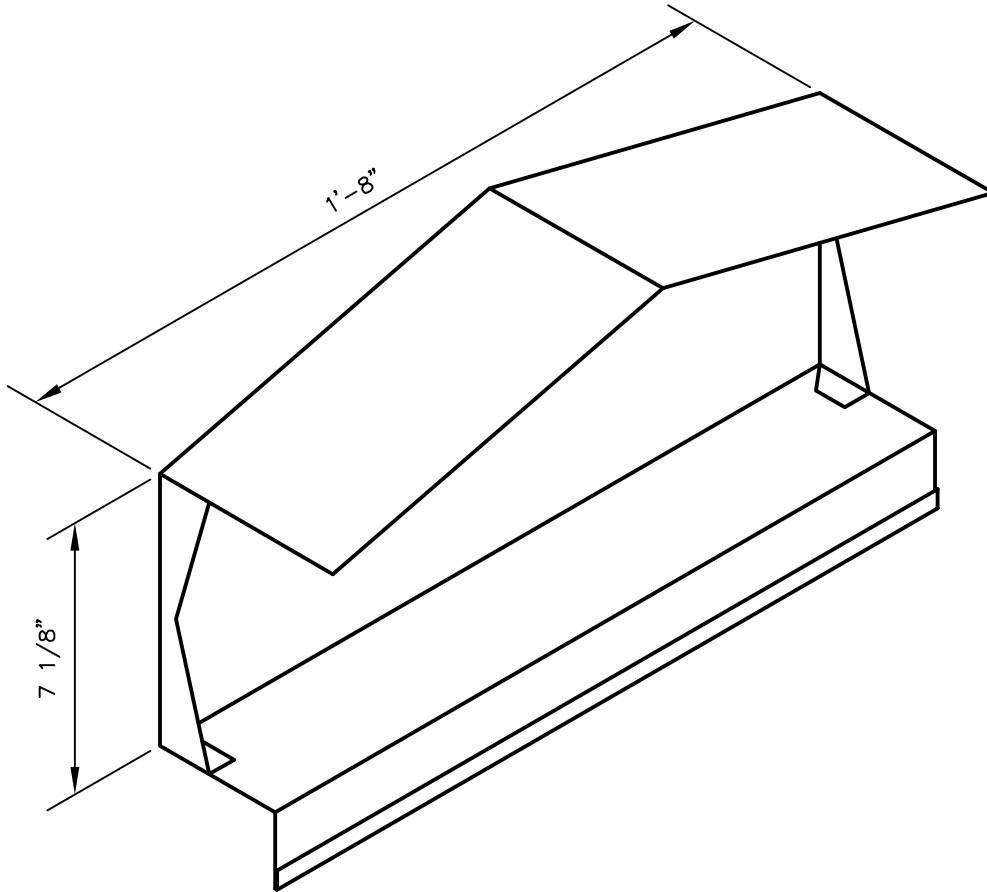
## FIXED PEAK BOX - 2:12 (PATTERN)

| PANEL PROFILES | GAUGE |
|----------------|-------|
| MIRAGE II      | 24    |
| MULTI-RIB      | 26    |
| R-PANEL        | 26    |
| U-PANEL        | 26    |

8-13-20 rev.  
 8-26-13 rev.  
 8-16-11 rev.  
 1-23-02

GIRTH: 1'-11" X 1'-7 7/8"  
 BENDS: 90° UNLESS SPECIFIED

227A

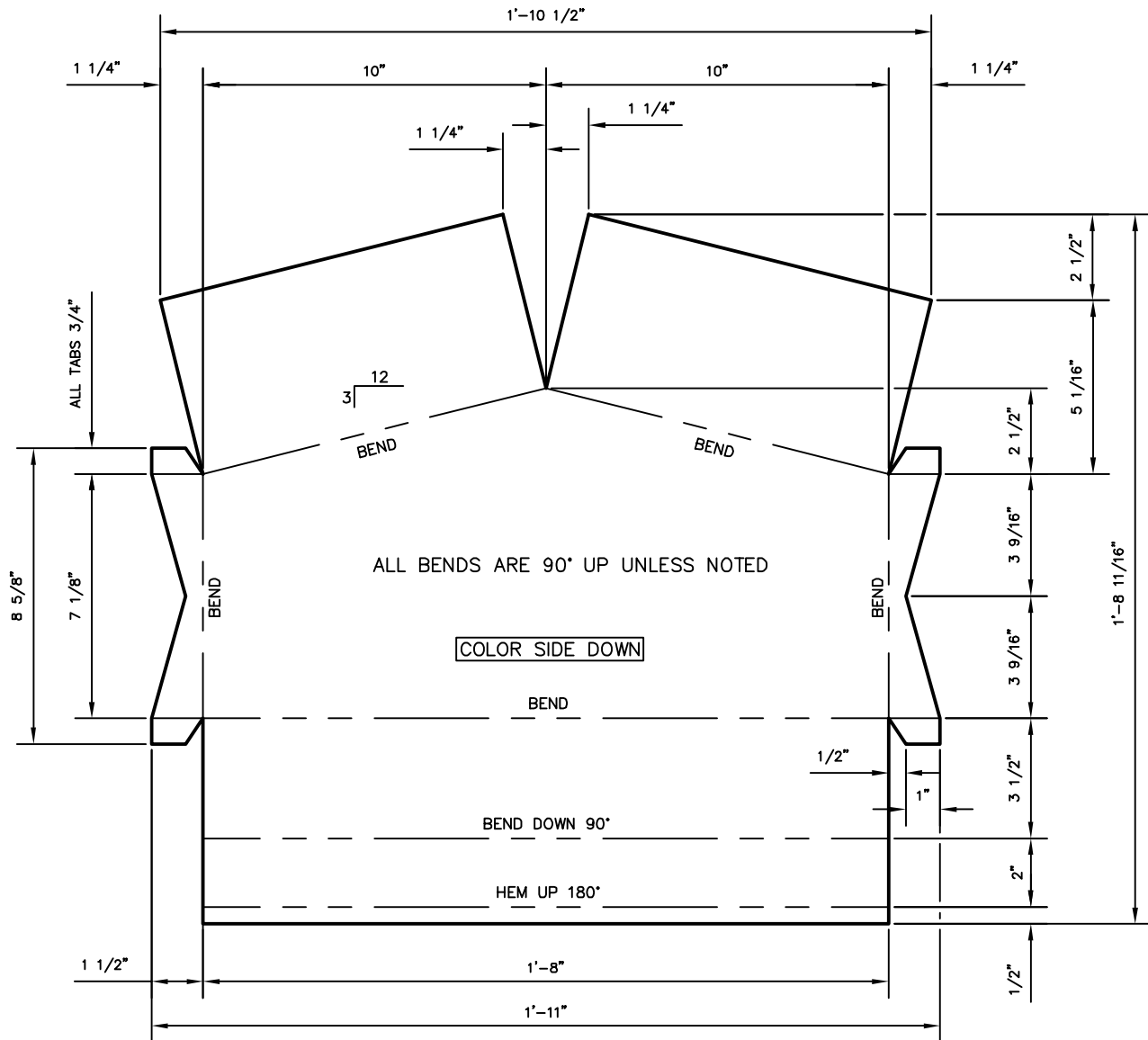


FIXED PEAK BOX - 3:12 (FINISHED)

| PANEL PROFILES | GAUGE |
|----------------|-------|
| MIRAGE II      | 24    |
| MULTI-RIB      | 26    |
| R-PANEL        | 26    |
| U-PANEL        | 26    |

8-13-20 rev.  
8-26-13 rev.  
8-16-11 rev.  
1-23-02

GIRTH: SEE PATTERN: MIRTW-0164  
BENDS: SEE PATTERN: MIRTW-0164

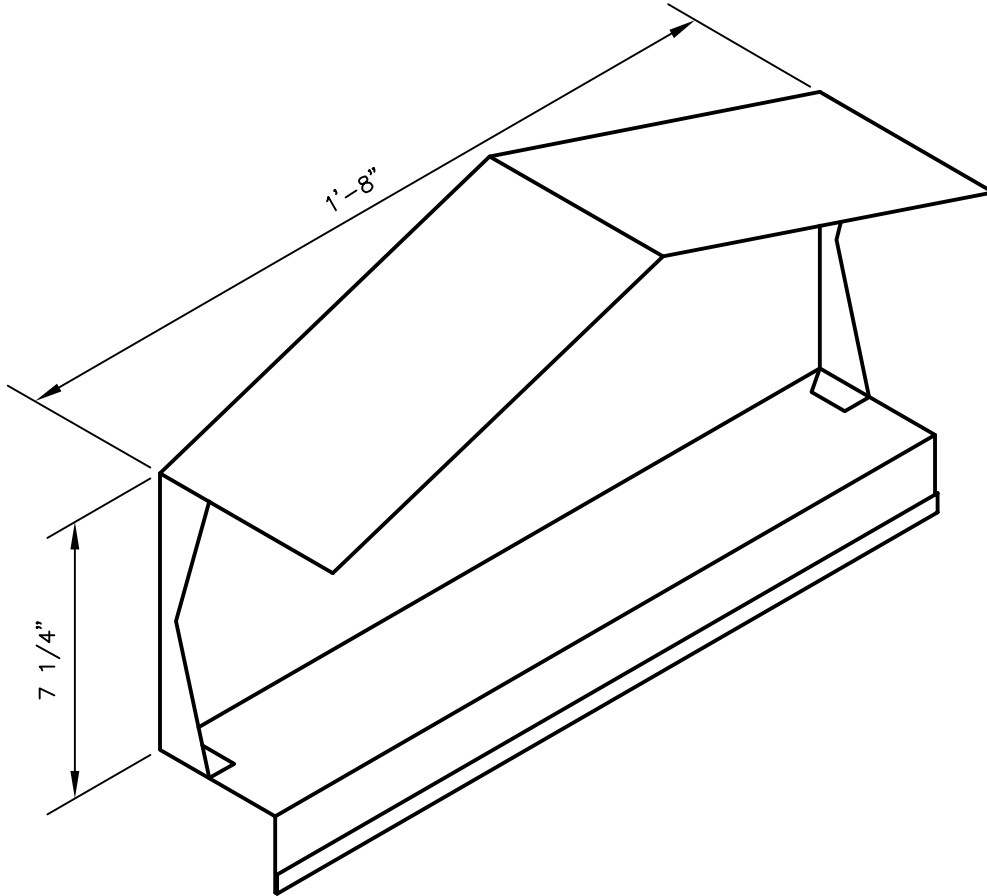


## FIXED PEAK BOX - 3:12 (FINISHED)

| PANEL PROFILES | GAUGE |
|----------------|-------|
| MIRAGE         | 24    |
| MIRAGE II      | 24    |
| MULTI-RIB      | 26    |
| R-PANEL        | 26    |
| U-PANEL        | 26    |

7-15-13 rev.  
 8-16-11 rev.  
 1-23-02

GIRTH: 1'-11" X 1'-8 11/16"  
 BENDS: 90° UNLESS SPECIFIED

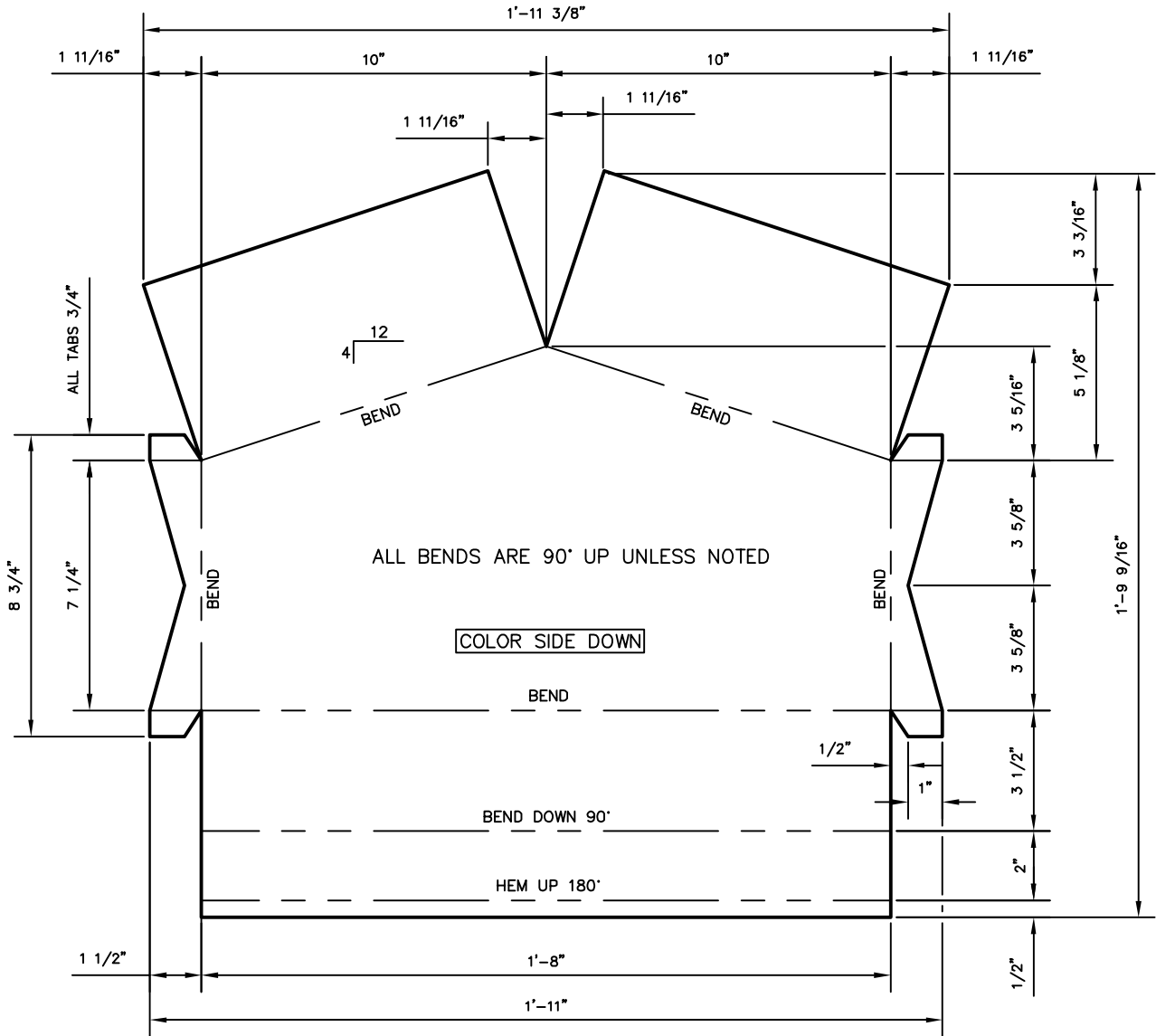


**FIXED PEAK BOX - 4:12 (FINISHED)**

| PANEL PROFILES | GAUGE |
|----------------|-------|
| MIRAGE II      | 24    |
| MULTI-RIB      | 26    |
| R-PANEL        | 26    |
| U-PANEL        | 26    |

8-13-20 rev.  
 5-14-13 rev.  
 8-16-11 rev.  
 1-23-02

GIRTH: SEE PATTERN: MIRTW-0166  
 BENDS: SEE PATTERN: MIRTW-0166



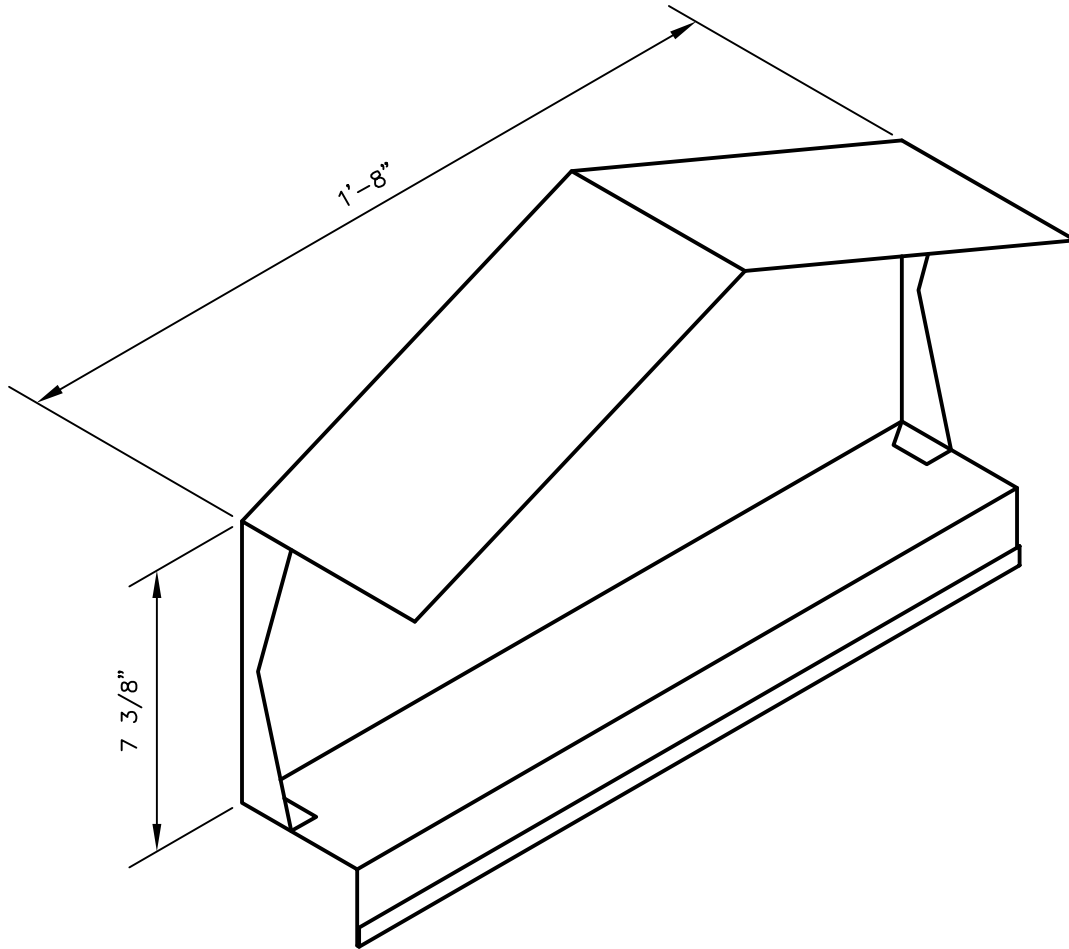
### FIXED PEAK BOX - 4:12 (FINISHED)

| PANEL PROFILES | GAUGE |
|----------------|-------|
| MIRAGE II      | 24    |
| MULTI-RIB      | 26    |
| R-PANEL        | 26    |
| U-PANEL        | 26    |

8-13-20 rev.  
 7-15-13 rev.  
 8-16-11 rev.  
 1-23-02

GIRTH: 1'-11 3/8" X 1'-9 9/16"  
 BENDS: 90° UNLESS SPECIFIED

231A

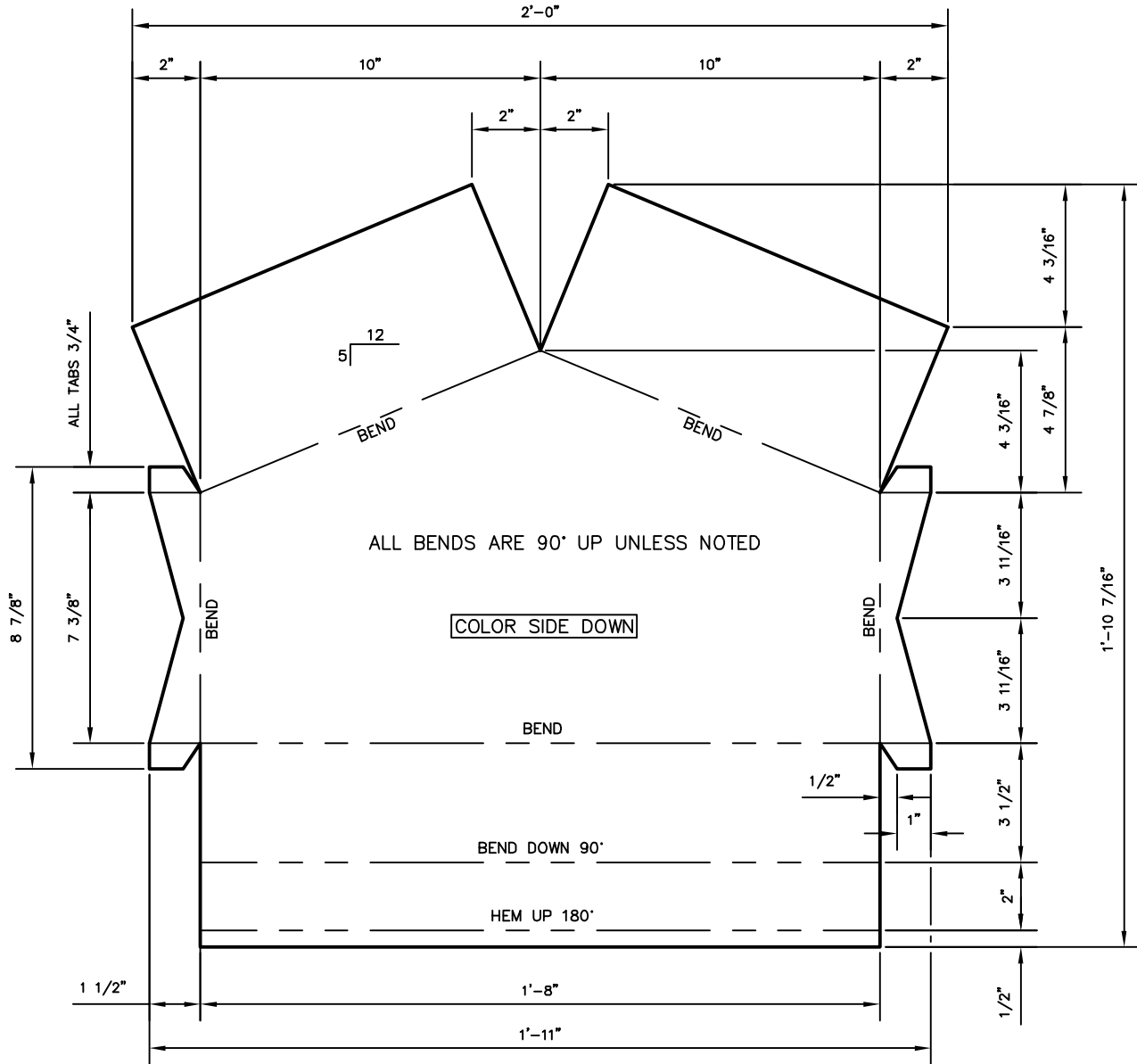


FIXED PEAK BOX - 5:12 (FINISHED)

| PANEL PROFILES | GAUGE |
|----------------|-------|
| MIRAGE II      | 24    |
| MULTI-RIB      | 26    |
| R-PANEL        | 26    |
| U-PANEL        | 26    |

8-13-20 rev.  
7-15-13 rev.  
8-16-11 rev.  
1-23-02

GIRTH: SEE PATTERN: MIRTW-0168  
BENDS: SEE PATTERN: MIRTW-0168



## FIXED PEAK BOX - 5:12 (PATTERN)

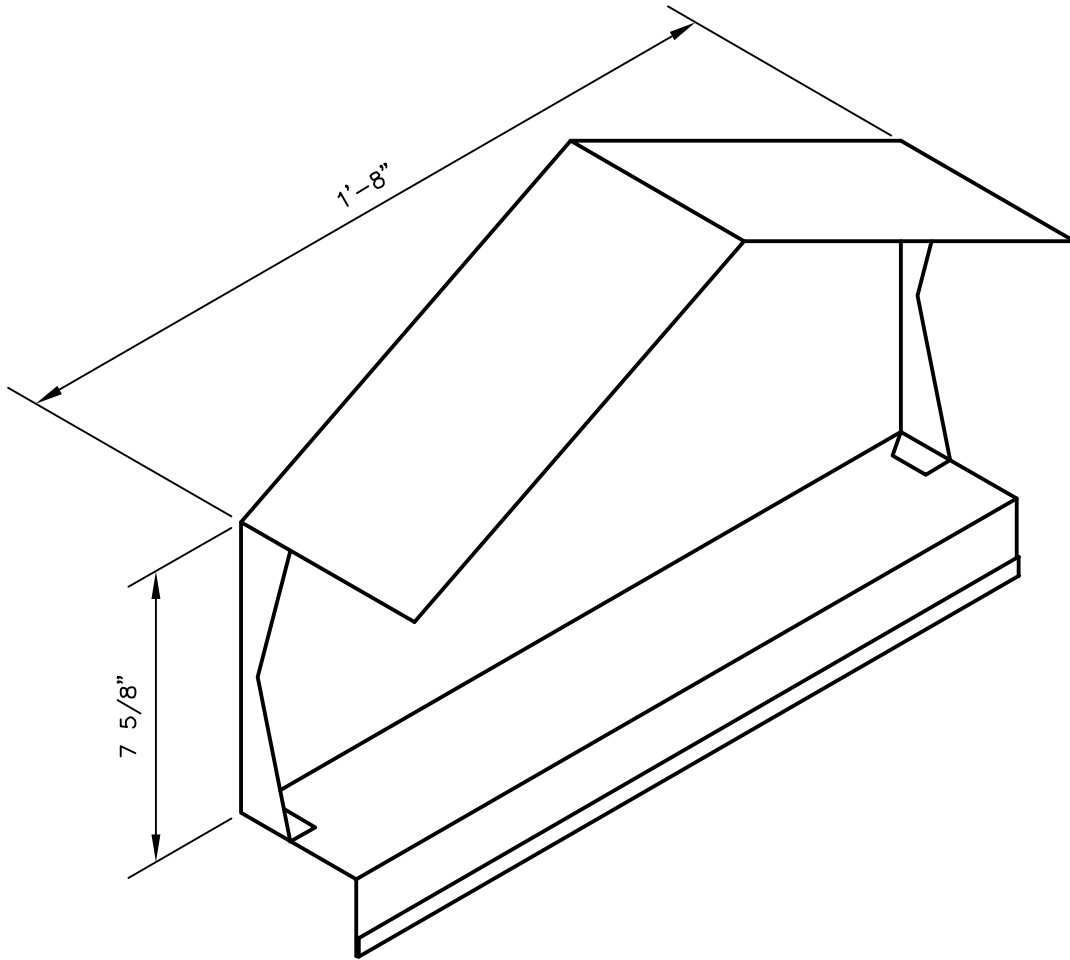
| PANEL PROFILES | GAUGE |
|----------------|-------|
| MIRAGE II      | 24    |
| MULTI-RIB      | 26    |
| R-PANEL        | 26    |
| U-PANEL        | 26    |

8-13-20 rev.  
 9-12-13 rev.  
 8-16-11 rev.  
 1-23-02

GIRTH: 2'-0" X 1'-10 7/16"  
 BENDS: 90° UNLESS SPECIFIED



233A

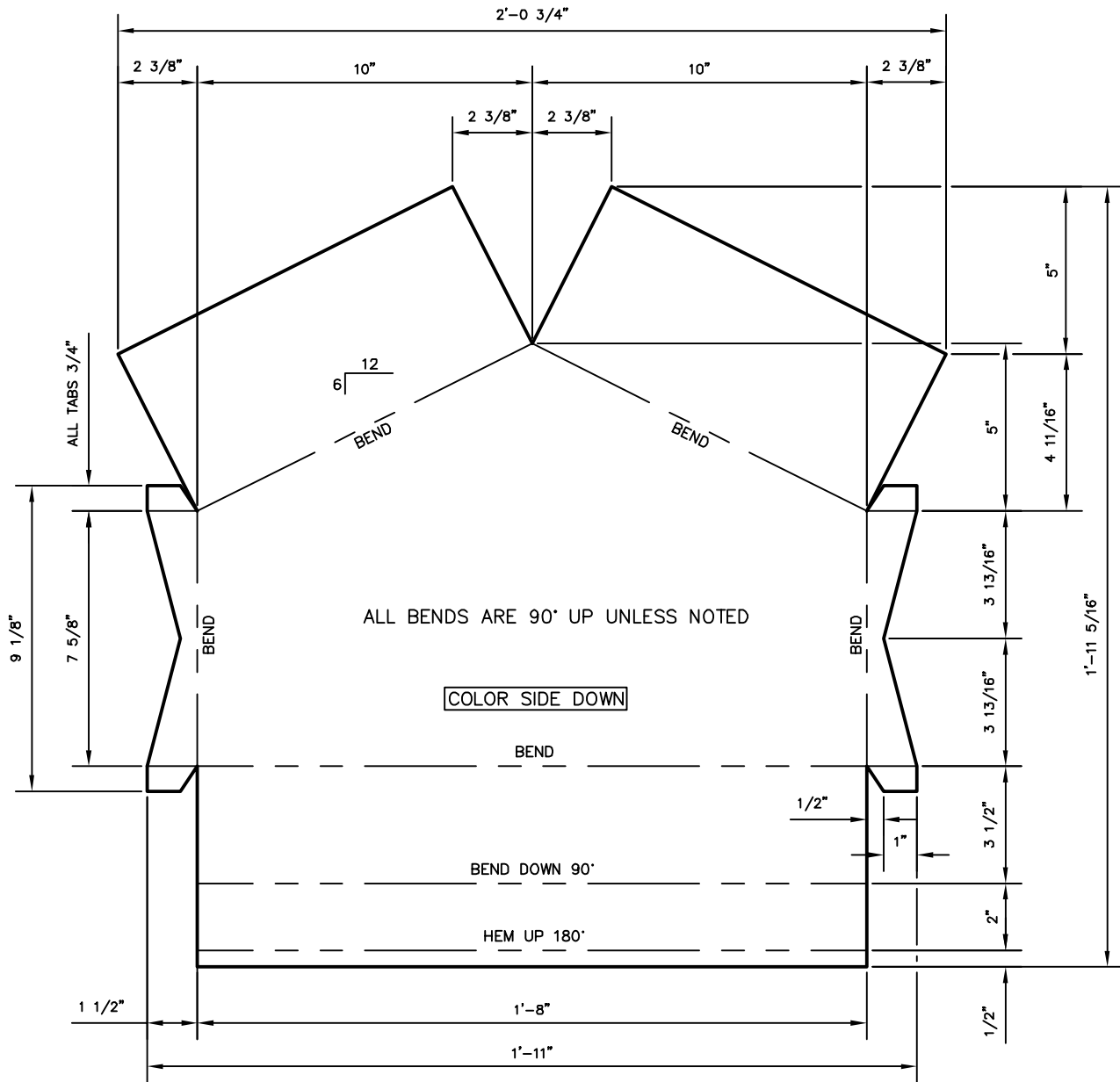


**FIXED PEAK BOX - 6:12 (FINISHED)**

| PANEL PROFILES | GAUGE |
|----------------|-------|
| MIRAGE II      | 24    |
| MULTI-RIB      | 26    |
| R-PANEL        | 26    |
| U-PANEL        | 26    |

8-13-20 rev.  
5-15-13 rev.  
8-16-11 rev.  
1-23-02

MAT'L: 24 GA.  
GIRTH: SEE PATTERN: MIRTW-0170  
BENDS: SEE PATTERN: MIRTW-0170

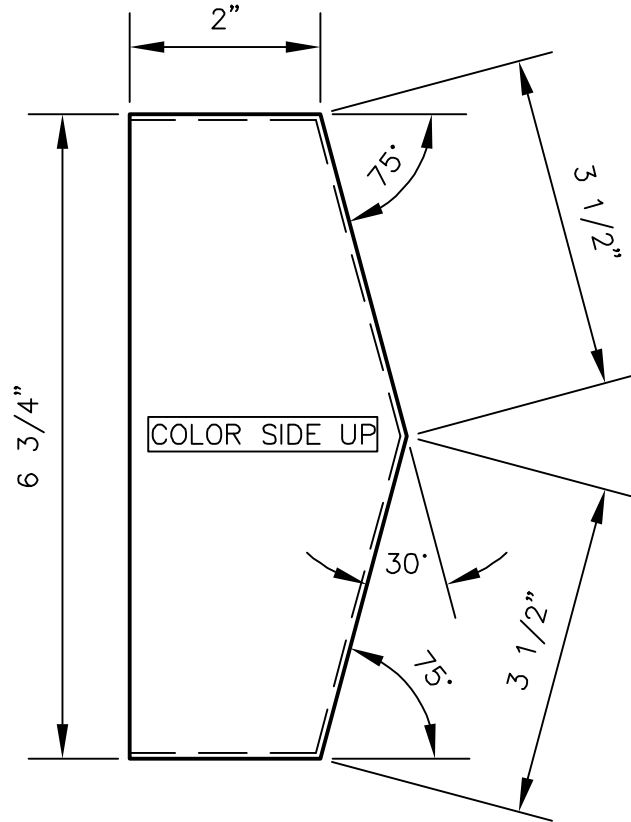


## FIXED PEAK BOX - 6:12 (PATTERN)

| PANEL PROFILES | GAUGE |
|----------------|-------|
| MIRAGE II      | 24    |
| MULTI-RIB      | 26    |
| R-PANEL        | 26    |
| U-PANEL        | 26    |

8-13-20 rev.  
 7-15-13 rev.  
 8-16-11 rev.  
 1-23-02

GIRTH: 2'-0 3/4" X 1'-11 5/16"  
 BENDS: 90° UNLESS SPECIFIED

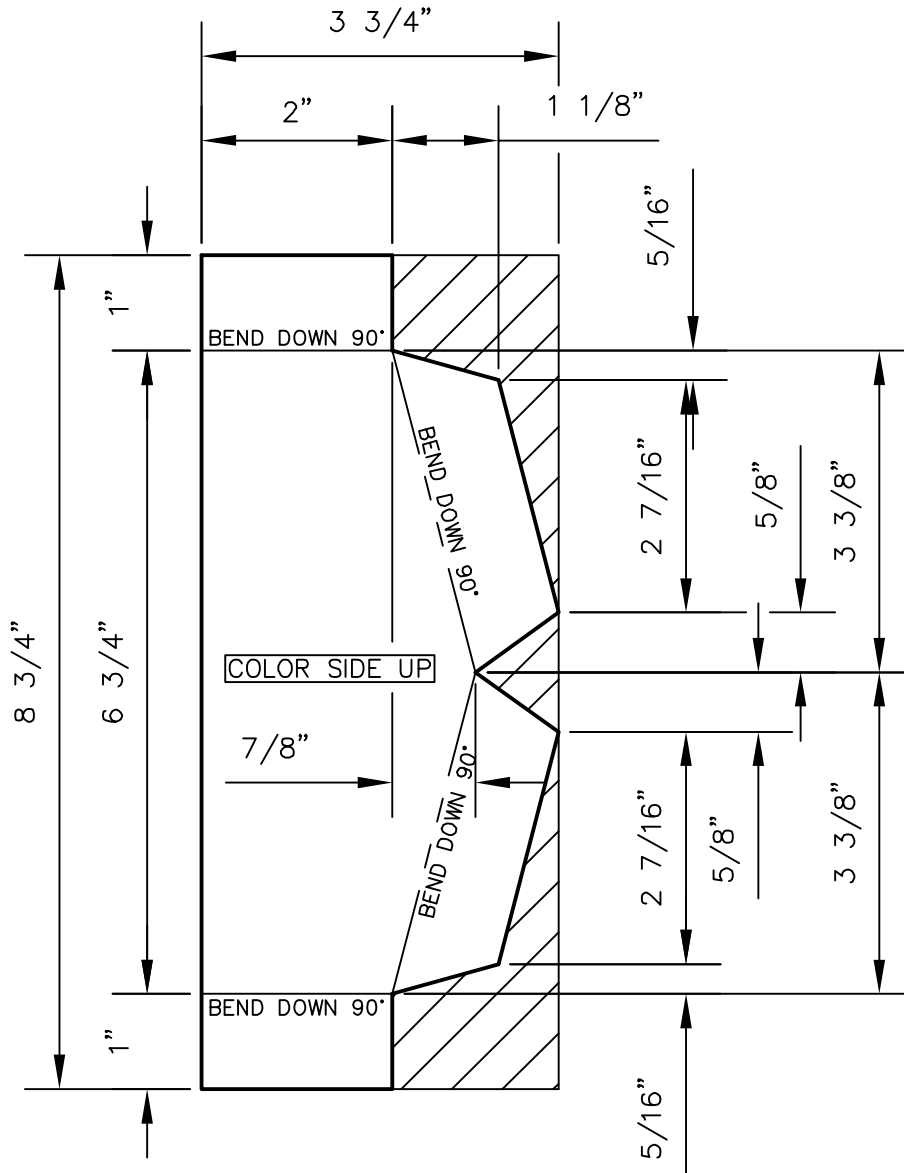


## RAKE END CLOSURE - (FINISHED)

| PANEL PROFILES | GAUGE    |
|----------------|----------|
| MIRAGE II      | 24 or 26 |
| MULTI-RIB      | 26       |
| R-PANEL        | 26       |
| U-PANEL        | 26       |

8-13-20 rev.  
 8-26-13 rev.  
 8-16-11 rev.  
 1-23-02

GIRTH: SEE PATTERN: MIRTW-0172  
 BENDS: SEE PATTERN: MIRTW-0172



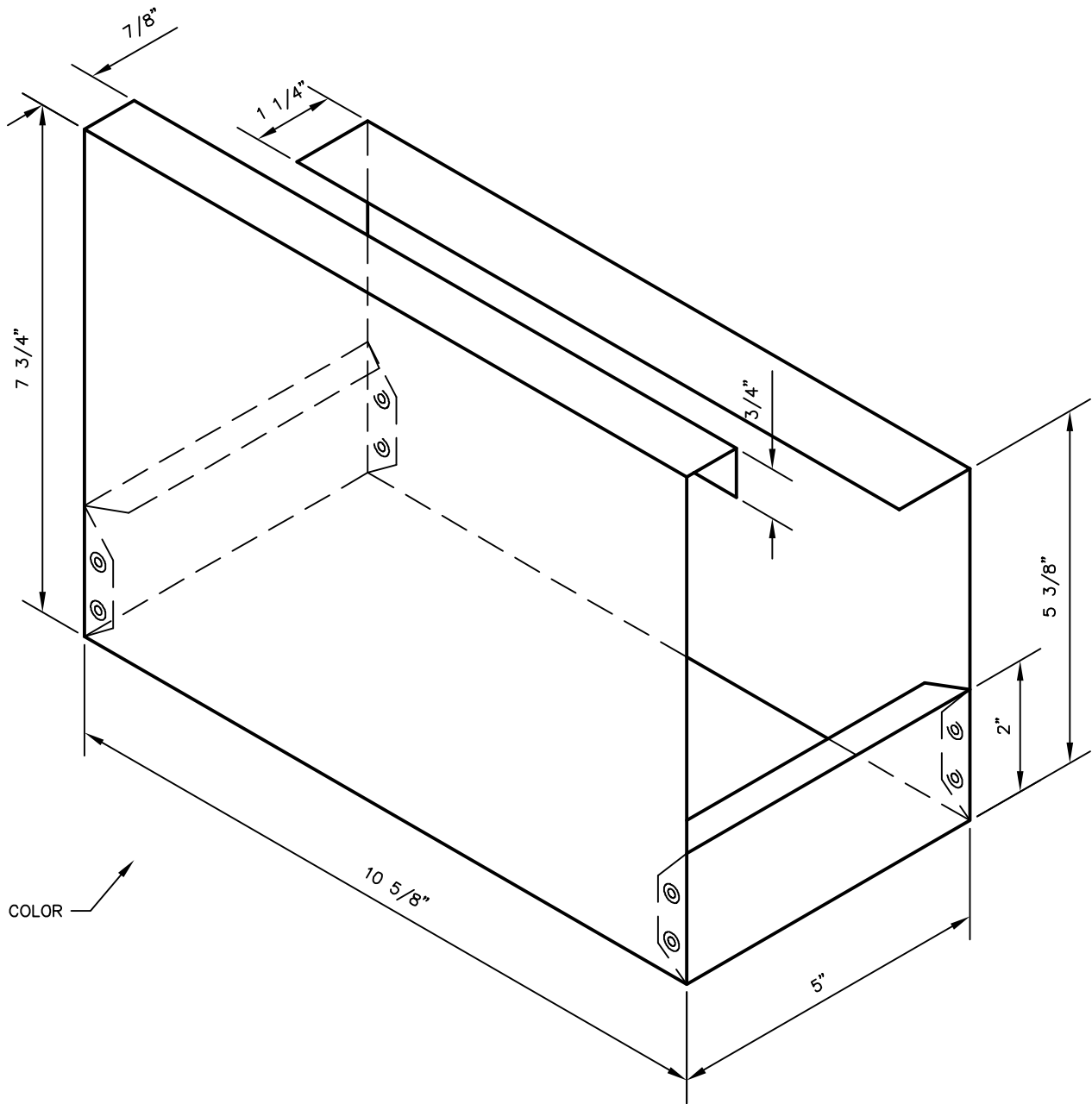
### RAKE END CLOSURE - (PATTERN)

| PANEL PROFILES | GAUGE    |
|----------------|----------|
| MIRAGE II      | 24 or 26 |
| MULTI-RIB      | 26       |
| R-PANEL        | 26       |
| U-PANEL        | 26       |

8-13-20 rev.  
 8-26-13 rev.  
 8-16-11 rev.  
 1-23-02

GIRTH: 3 3/4" X 8 3/4"  
 BENDS: AS SPECIFIED

150A



### RAIN HEAD

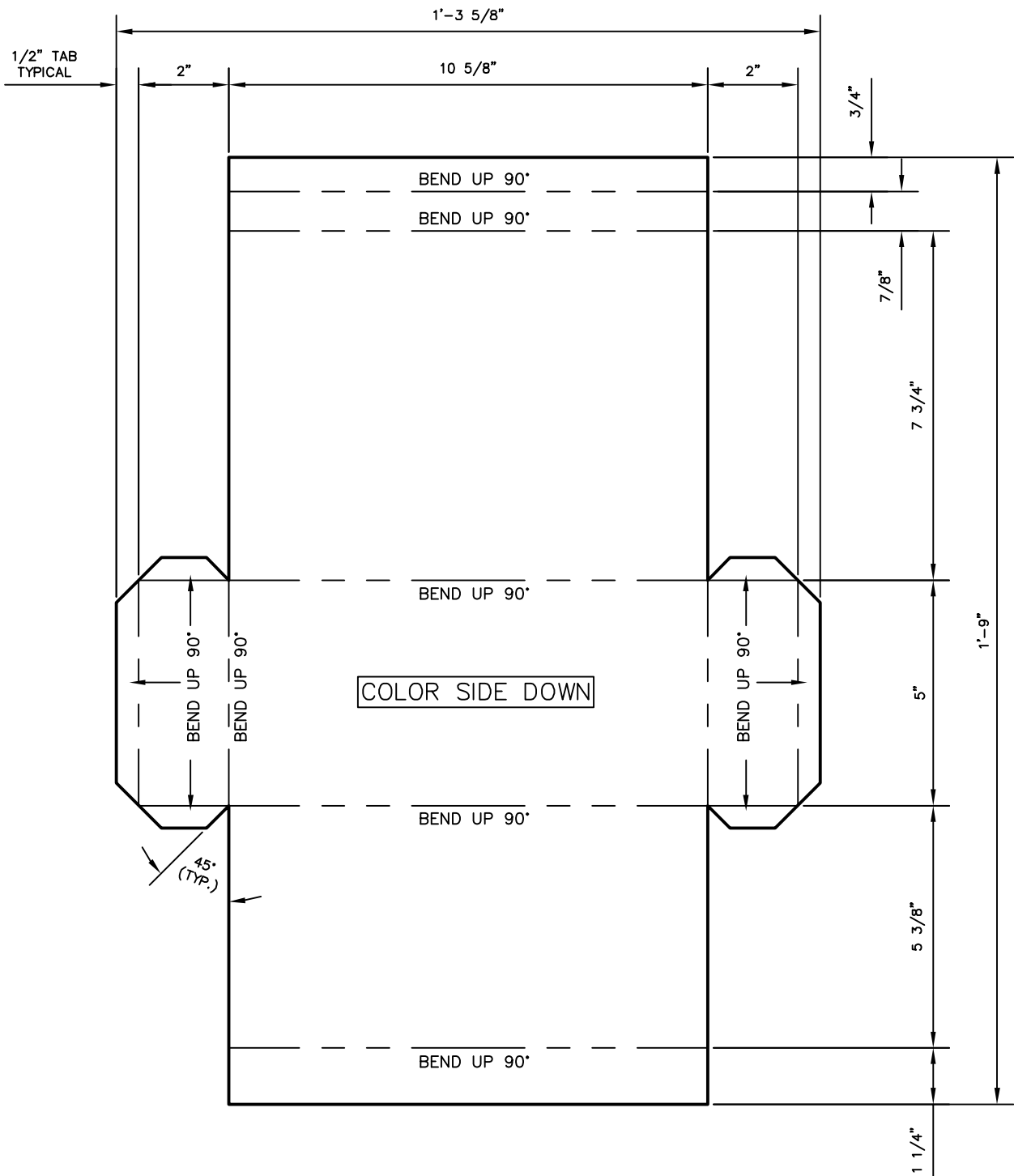
(ADENLANTO PLANT ONLY)  
(USED IN CONJUNCTION WITH 5" BARGE GUTTER)

| PANEL PROFILES | GAUGE |
|----------------|-------|
| MIRAGE II      | 24    |

8-26-13 rev.  
10-11-11 rev.  
1-13-10

GIRTH: SEE PATTERN MIRTW-0174  
BENDS: SEE PATTERN MIRTW-0174

150B



### RAIN HEAD

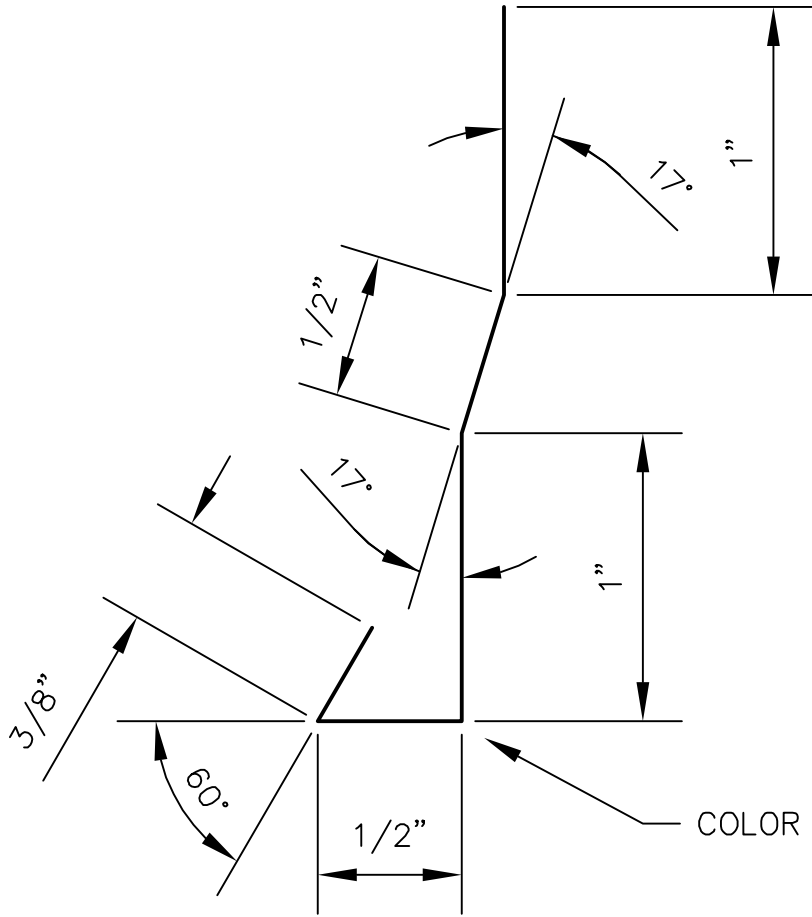
(ADENLANTO PLANT ONLY)

(USED IN CONJUNCTION WITH 5" BARGE GUTTER)

| PANEL PROFILES | GAUGE |
|----------------|-------|
| MIRAGE II      | 24    |

8-26-13 rev.  
 10-11-11 rev.  
 1-13-10

GIRTH: 1'-3 5/8" X 1'-9"  
 BENDS: UP 90°



**BARGE CLEAT**  
(ADELANTO PLANT ONLY)

| PANEL PROFILES | GAUGE |
|----------------|-------|
| MIRAGE II      | 24    |