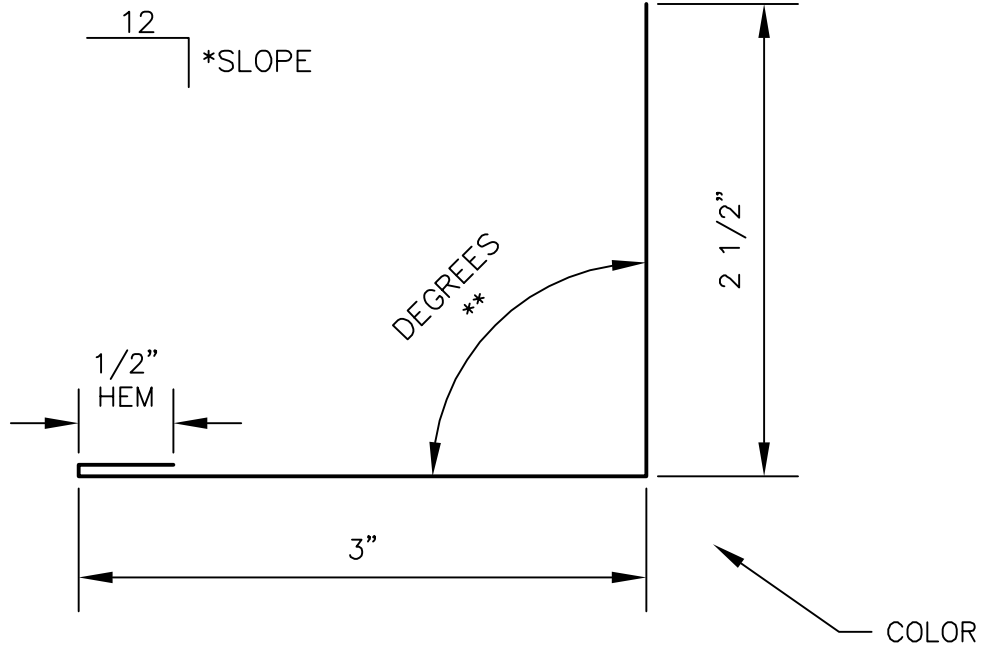


# MARQUEE TRIM INDEX

<u>DWG #:</u>	<u>DESCRIPTION:</u>	<u>IMAGE #:</u>
MARQ2-0001	Outside Angle Trim - 2 1/2" x 3"	400
MARQ2-0002	Ridge Trim	401
MARQ2-0003	Panel Cap Trim	402
MARQ2-0004	Zee Spacer	207
MARQ2-0005	Inside Angle Trim - 1" x 2 1/4"	208
MARQ2-0006	Soffit Base Trim	403
MARQ2-0007	Angle Trim - 7/8" x 2"	524
MARQ2-0008	Angle Trim - 7/8" x 4"	525
MARQ2-0009	Angle Trim - 7/8" x 6"	526
MARQ2-0010	Outside Angle Trim - 3" x 3"	268
MARQ2-0011	Inside Angle Trim - 3" x 3"	269
MARQ2-0012	Base & Drip Trim	305



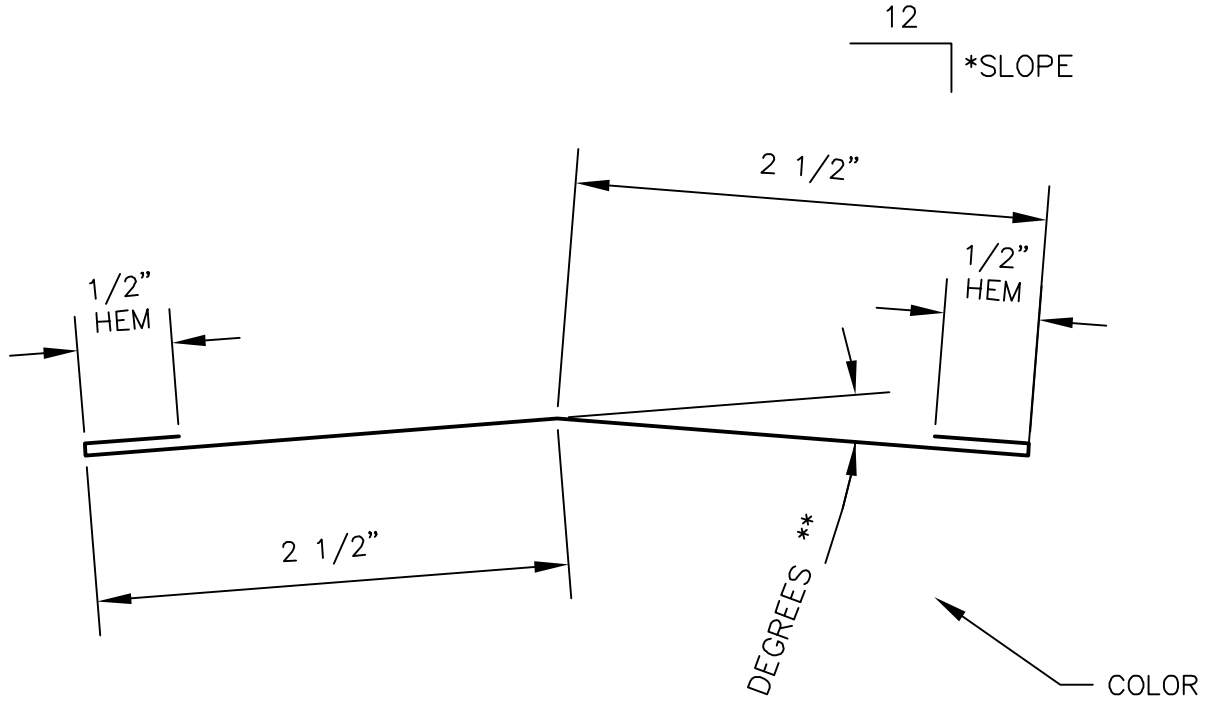
## OUTSIDE ANGLE TRIM

*SLOPE	**DEGREES
STANDARD	90°
1:12	85°
2:12	81°
3:12	76°
4:12	72°
5:12	67°
6:12	63°

PANEL PROFILES	GAUGE
MARQUEE II	24
MARQUEE-LOK	22 or 24

12-03-14 rev.  
6-04-13 rev.  
10-13-11 rev.  
9-3-96

GIRTH: 6"  
BENDS: 90° AND AS SPECIFIED



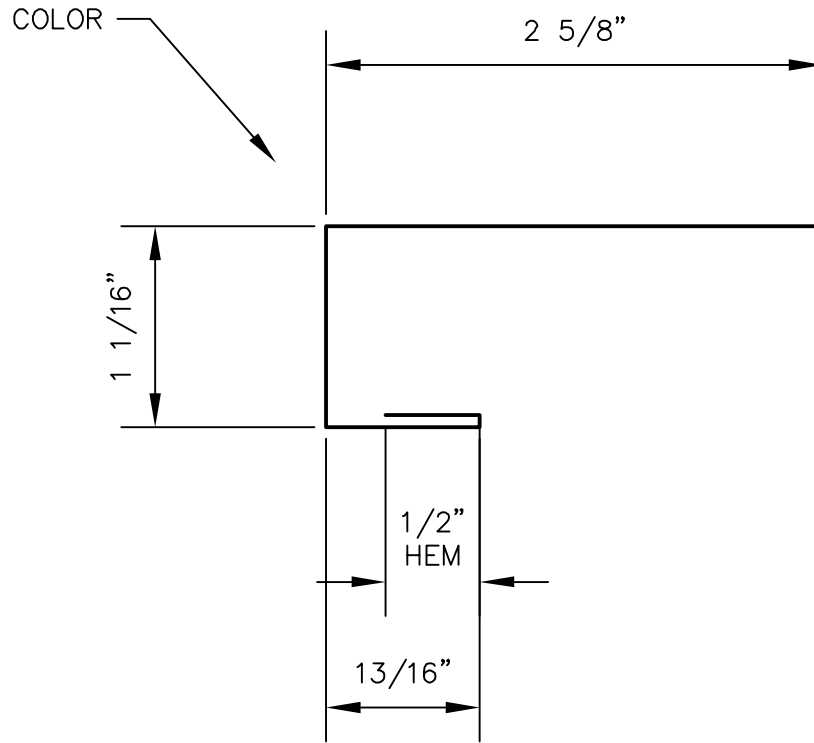
### RIDGE TRIM

*SLOPE	**DEGREES
1:12	9°
2:12	18°
3:12	27°
4:12	36°
5:12	46°
6:12	54°

PANEL PROFILES	GAUGE
MARQUEE II	24
MARQUEE-LOK	22 or 24

12-03-14 rev.  
 6-04-13 rev.  
 10-13-11 rev.  
 6-12-00

GIRTH: 6"  
 BENDS: 90° AND AS SPECIFIED

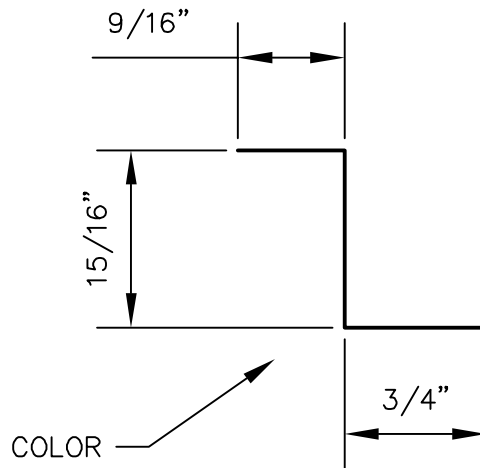


PANEL CAP TRIM

PANEL PROFILES	GAUGE
MARQUEE II	24
MARQUEE-LOK	22 or 24

12-03-14 rev.  
6-04-13 rev.  
10-13-11 rev.  
6-12-00

GIRTH: 5"  
BENDS: 90° AND AS SPECIFIED



ZEE SPACER

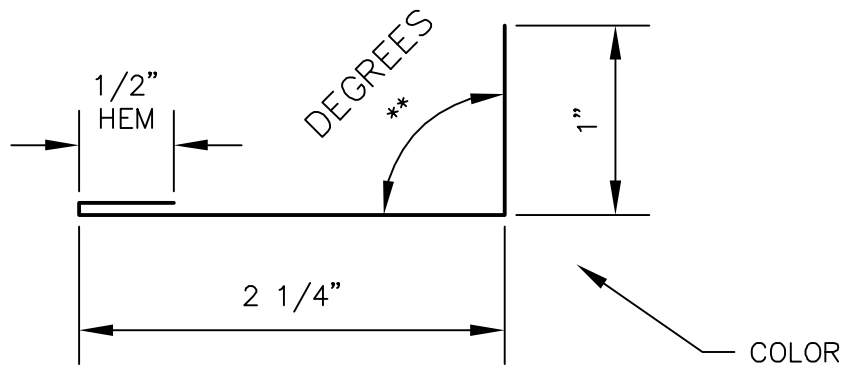
PANEL PROFILES	GAUGE
MARQUEE II	24
MARQUEE-LOK	22 or 24

12-03-14 rev.  
6-04-13 rev.  
10-13-11 rev.  
6-12-00

GIRTH: 2 1/4"  
BENDS: 90°



\*SLOPE  $\frac{12}{1}$



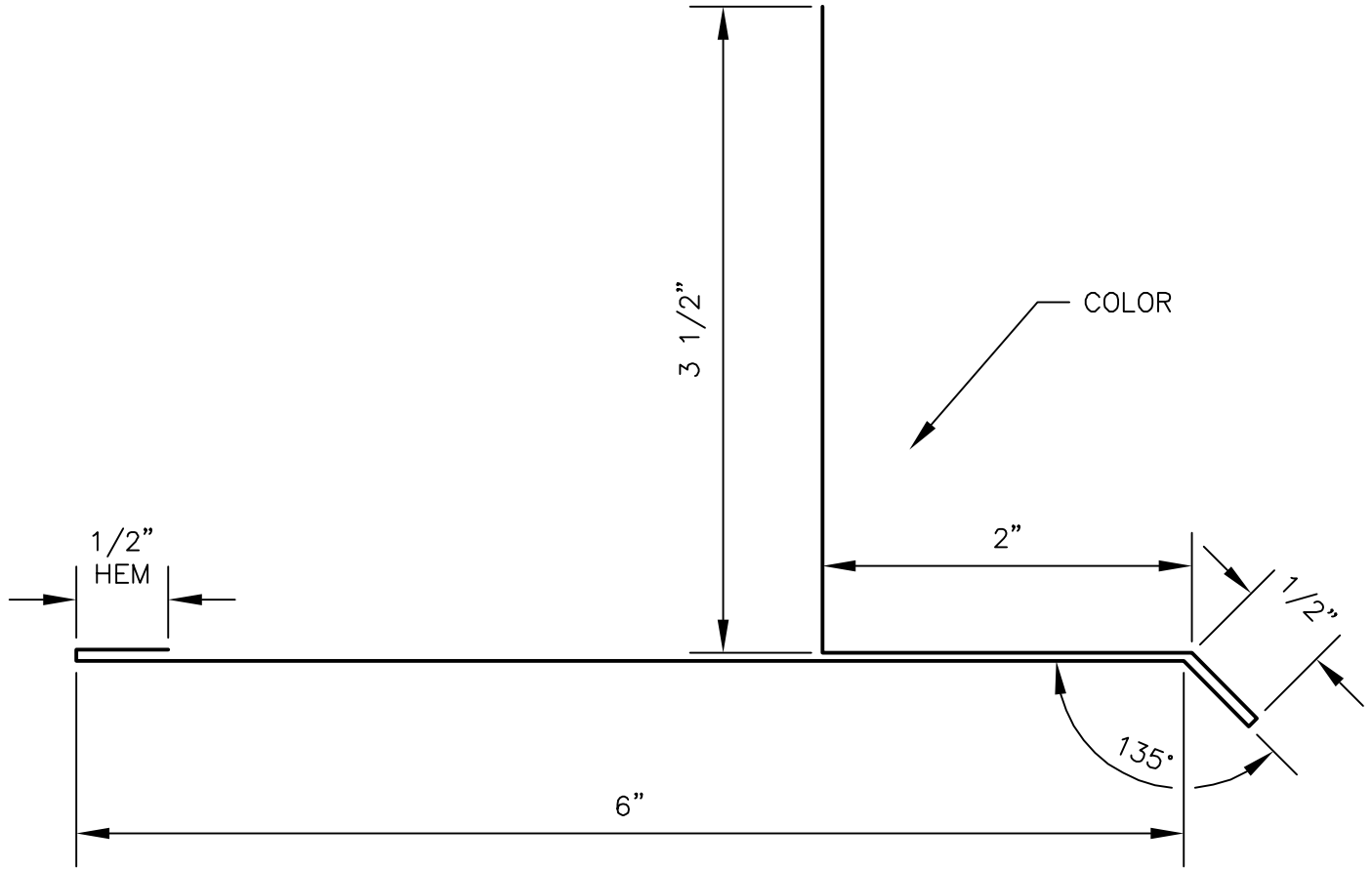
INSIDE ANGLE TRIM

*SLOPE	**DEGREES
STANDARD	90°
1:12	95°
2:12	99°
3:12	104°
4:12	108°
5:12	113°
6:12	117°

PANEL PROFILES	GAUGE
MARQUEE II	24
MARQUEE-LOK	22 or 24

12-03-14 rev.  
 6-04-13 rev.  
 10-13-11 rev.  
 6-12-00

GIRTH: 3 3/4"  
 BENDS: 90° AND AS SPECIFIED

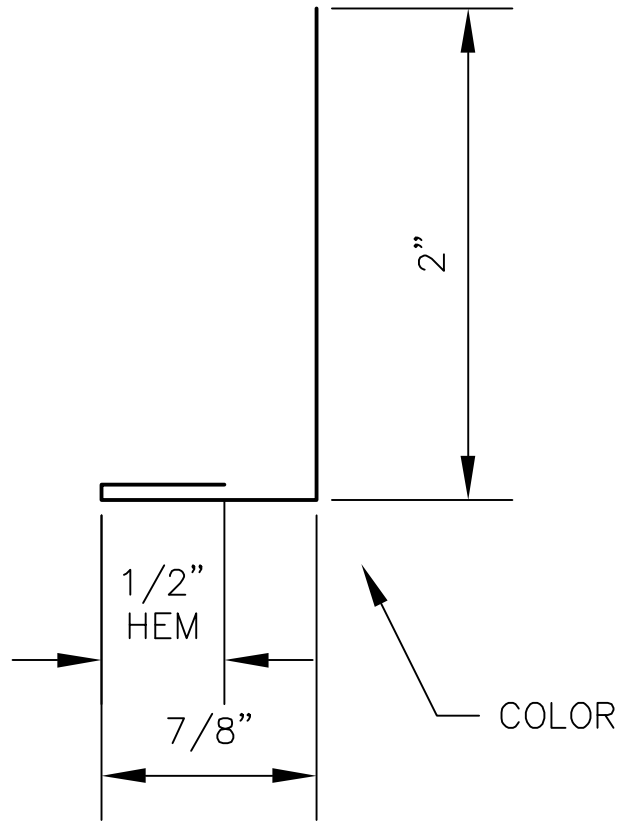


SOFFIT BASE TRIM

PANEL PROFILES	GAUGE
MARQUEE II	24
MARQUEE-LOK	22 or 24

12-03-14 rev.  
6-04-13 rev.  
10-13-11 rev.  
4-15-03

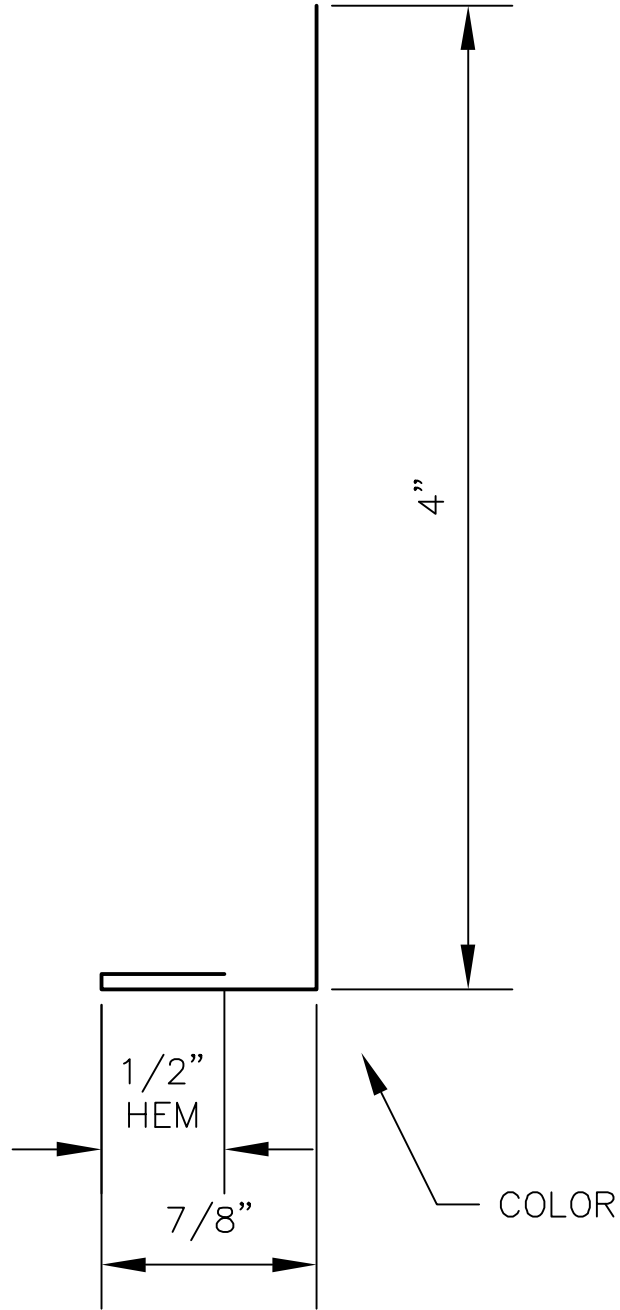
GIRTH: 13"  
BENDS: 90° AND AS SPECIFIED



ANGLE TRIM - 7/8" X 2"

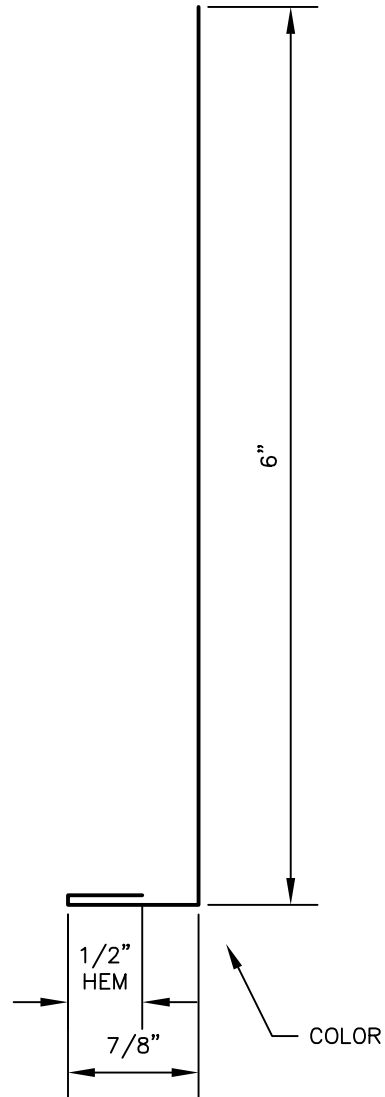
PANEL PROFILES	GAUGE
MATRIX	26
MARQUEE II	24
MARQUEE-LOK	22 or 24





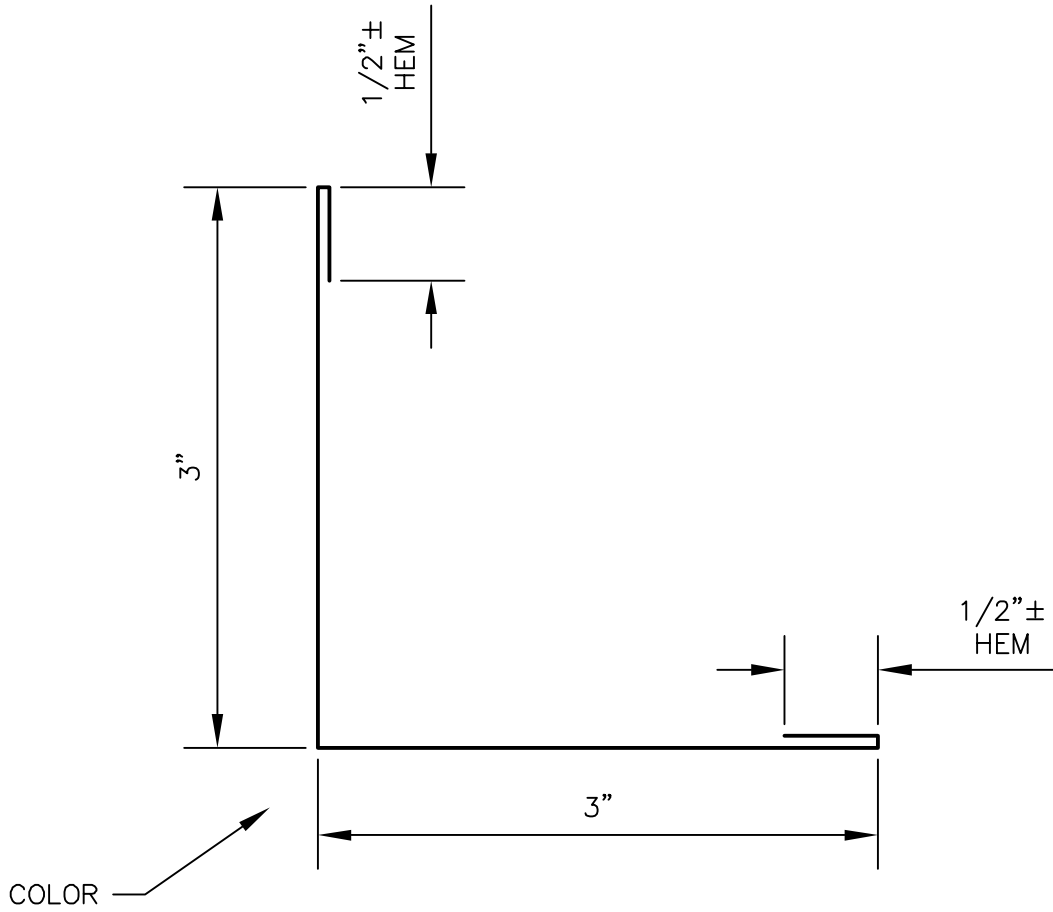
ANGLE TRIM - 7/8" X 4"

PANEL PROFILES	GAUGE
MATRIX	26
MARQUEE II	24
MARQUEE-LOK	22 or 24



## ANGLE TRIM - 7/8" X 6"

PANEL PROFILES	GAUGE
MATRIX	26
MARQUEE II	24
MARQUEE-LOK	22 or 24



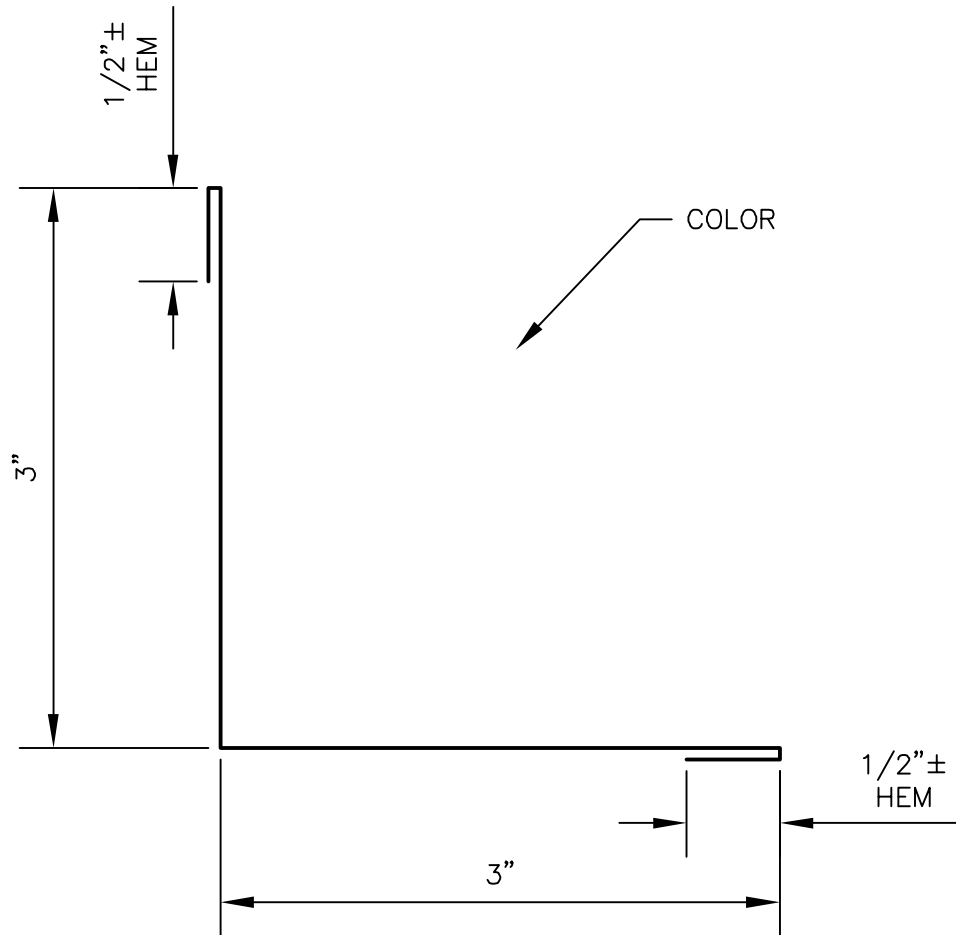
## OUTSIDE ANGLE TRIM

\*\*IN MARQUEE APPLICATIONS, USE AS OUTSIDE CORNER TRIM\*\*

PANEL PROFILES	GAUGE
MULTI-COR	26
M-COR	26
U-PANEL	26
MULTI-RIB	26
R-PANEL	26
MINI-RIB	26
MULTI-V	26
MATRIX	26
MARQUEE II	24
MARQUEE-LOK	22 or 24

12-03-14 rev.  
 6-03-14 rev.  
 10-11-11 rev.  
 9-03-96

GIRTH: 7"  
 BENDS: 90°



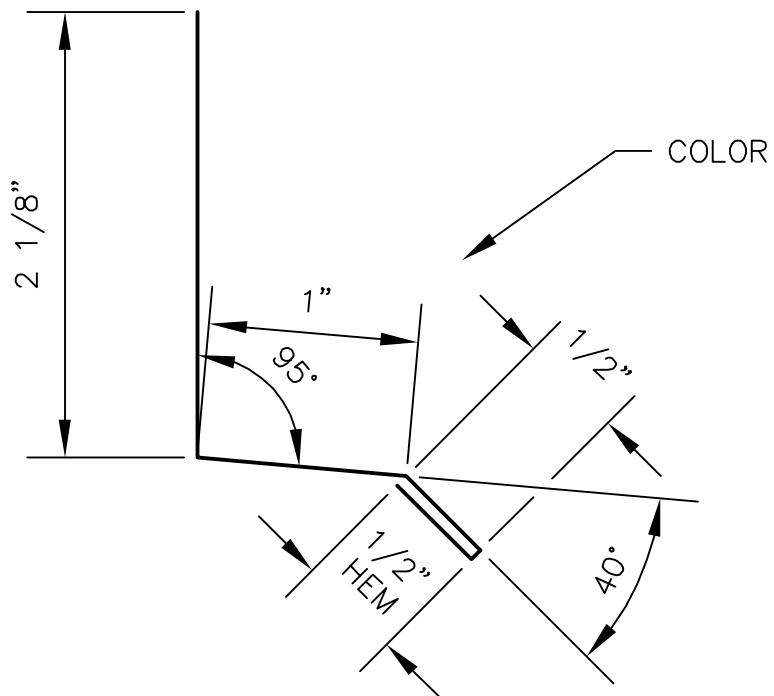
### INSIDE ANGLE TRIM

\*\*IN MARQUEE APPLICATIONS, USE AS INSIDE CORNER TRIM\*\*

PANEL PROFILES	GAUGE
MULTI-RIB	26
R-PANEL	26
U-PANEL	26
MINI-RIB	26
MULTI-V	26
MATRIX	26
MARQUEE II	24
MARQUEE-LOK	22 or 24

12-03-14 rev.  
 6-03-14 rev.  
 10-13-11 rev.  
 9-03-96

GIRTH: 7"  
 BENDS: 90° AND AS SPECIFIED



## BASE & DRIP TRIM

PANEL PROFILES	GAUGE
MAX-RIB	29
MESA	29
MATRIX	26
MARQUEE II	24
MARQUEE-LOK	22 or 24

12-03-14 rev.  
 6-03-14 rev.  
 11-02-11 rev.  
 7-05-05 rev.  
 2-20-04

GIRTH: 4 1/8"  
 BENDS: AS SPECIFIED