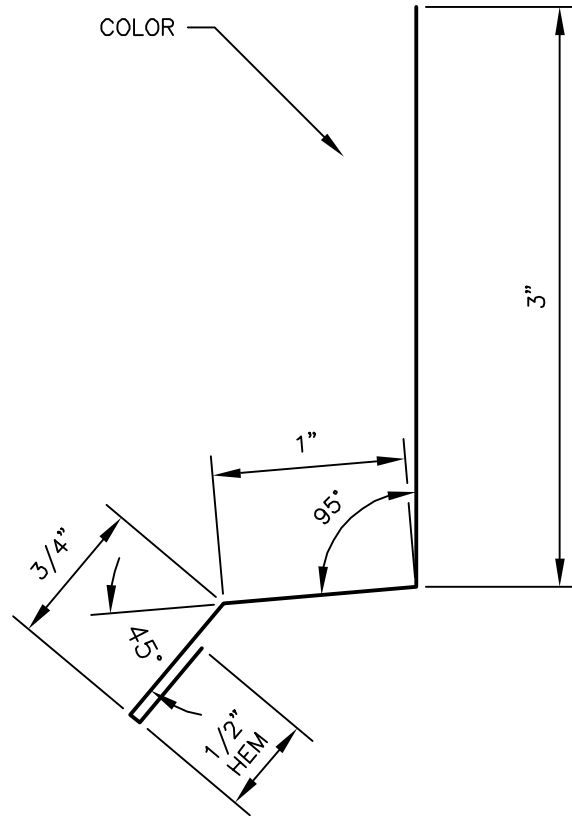


# M-COR / MULTI-COR TRIM INDEX

<u>DWG #:</u>	<u>DESCRIPTION:</u>	<u>IMAGE #:</u>
MMCTW-0001	Simple Base Trim	253
MMCTW-0002	Base Trim	252
MMCTW-0003	Outside Angle Trim	268
MMCTW-0004	Head Trim	250
MMCTW-0005	Jamb Trim	251
MMCTW-0006	Eave Trim	22
MMCTW-0007	Gutter	118
MMCTW-0008	Ridge Flashing	73
MMCTW-0009	Rake Trim	47
MMCTW-0010	Gutter Strap	123
MMCTW-0011	Rake Tie-In Trim	57
MMCTW-0012	High Side Eave Trim	7
MMCTW-0013	High Side Tie-In Trim	13
MMCTW-0014	Masonry Wainscoat	270
MMCTW-0015	Jamb / Head Cover Trim	277
MMCTW-0016	Gutter End Cap	121
MMCTW-0017	M-Cor Head/Jamb Trim	853

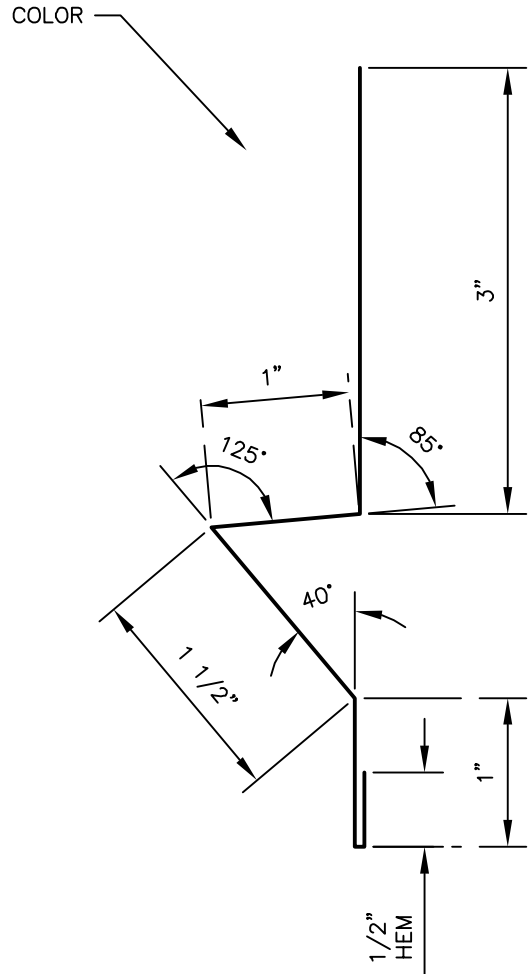


SIMPLE BASE TRIM

PANEL PROFILES	GAUGE
M-COR	24 or 26
MULTI-COR	24 or 26
U PANEL	26

3-29-17 rev.  
6-04-13 rev.  
12-06-11

GIRTH: 5 1/4"  
BENDS: AS SPECIFIED

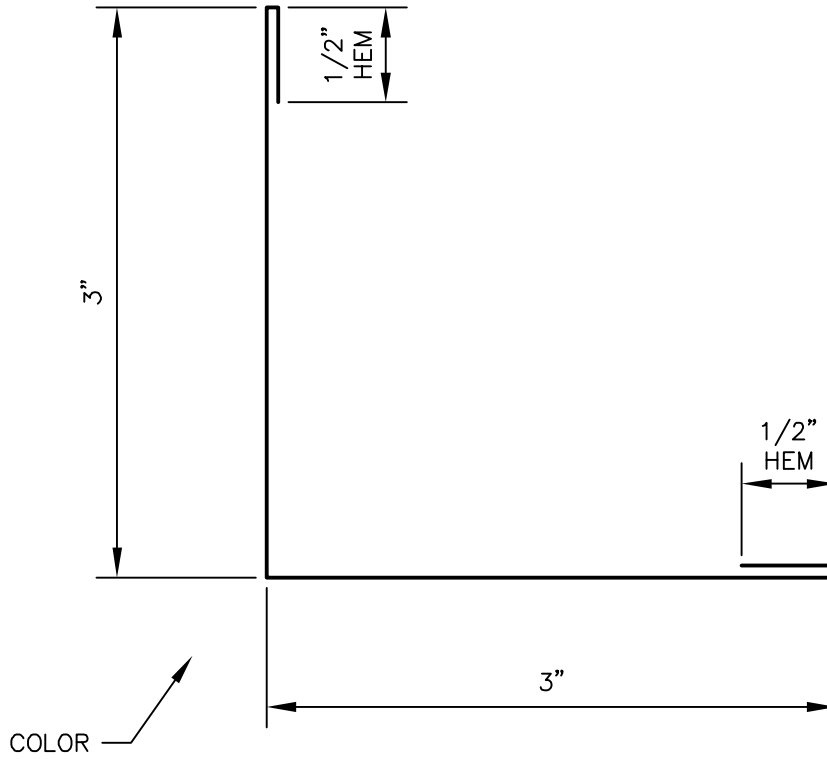


BASE TRIM

PANEL PROFILES	GAUGE
M-COR	24 or 26
MULTI-COR	24 or 26
U PANEL	26

3-29-17 rev.  
 6-04-13 rev.  
 12-06-11

GIRTH: 7"  
 BENDS: 90° AND AS SPECIFIED

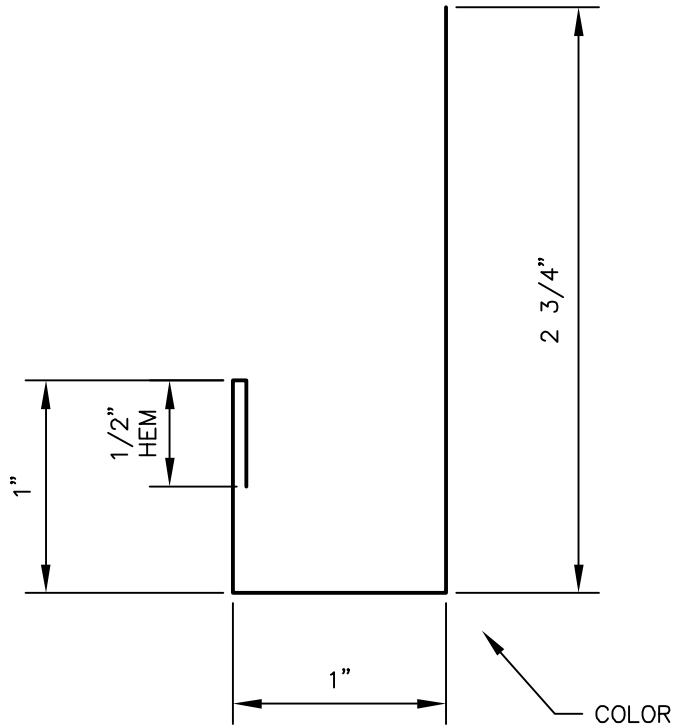


OUTSIDE ANGLE TRIM

PANEL PROFILES	GAUGE
M-COR	24 or 26
MULTI-COR	24 or 26
U PANEL	26

3-29-17 rev.  
6-04-13 rev.  
12-06-11

GIRTH: 7"  
BENDS: 90° AND AS SPECIFIED

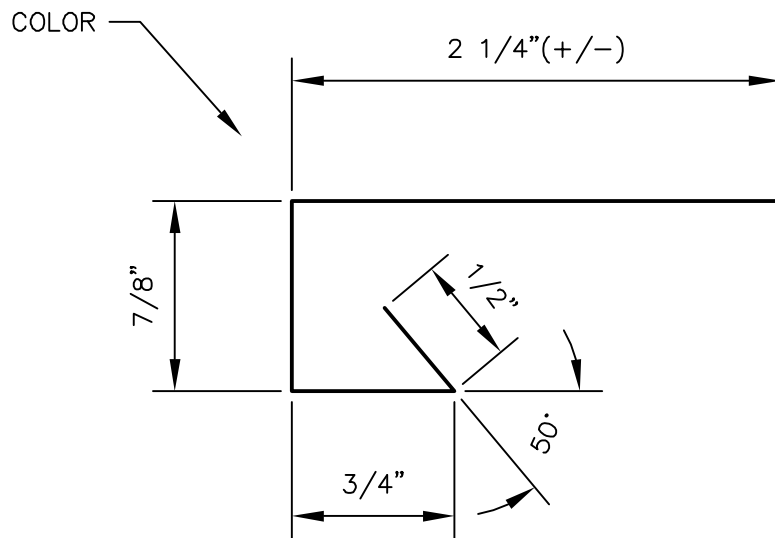


## HEAD/JAMB TRIM

PANEL PROFILES	GAUGE
MULTI-COR	24 or 26
U PANEL	26

12-20-19 rev.  
3-29-17 rev.  
6-04-13 rev.  
12-06-11

GIRTH: 5 1/4"  
BENDS: 90° AND AS SPECIFIED



JAMB TRIM

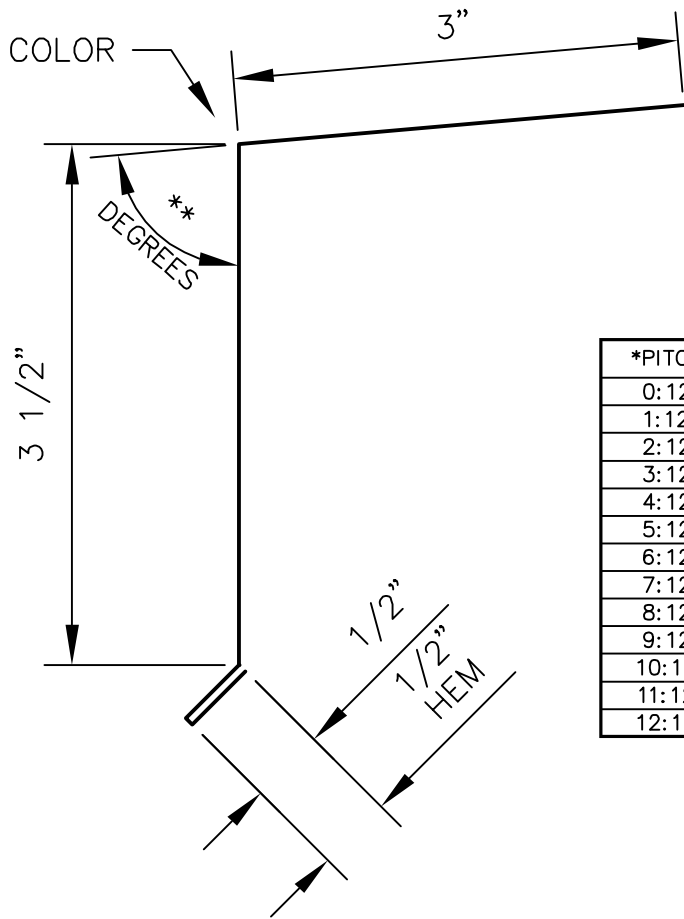
PANEL PROFILES	GAUGE
MULTI-COR	24 or 26
U PANEL	26

12-20-19 rev.  
 3-29-17 rev.  
 6-04-13 rev.  
 12-06-11

GIRTH: 4 3/8"  
 BENDS: 90° AND AS SPECIFIED



\*PITCH  $\frac{12}{12}$



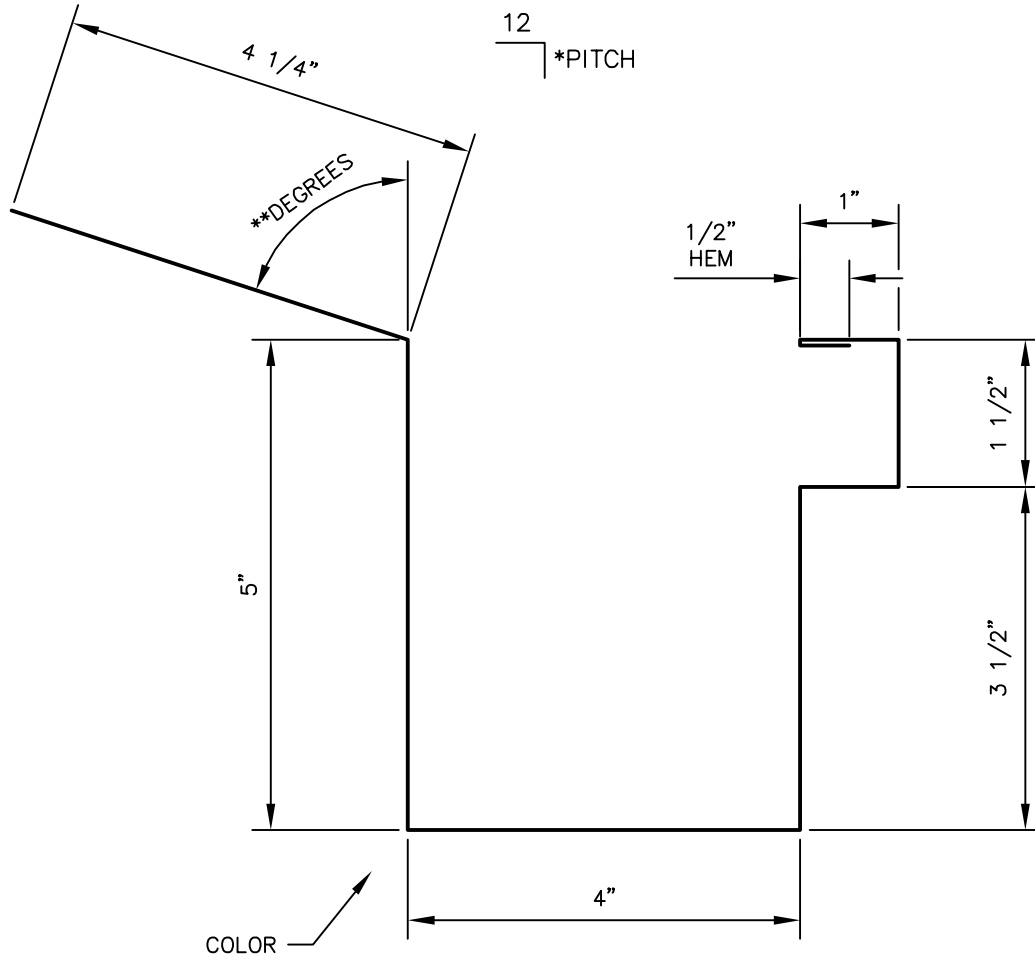
*PITCH	**DEGREES
0:12	90°
1:12	85°
2:12	81°
3:12	76°
4:12	72°
5:12	67°
6:12	63°
7:12	60°
8:12	56°
9:12	53°
10:12	50°
11:12	47°
12:12	45°

## EAVE TRIM

PANEL PROFILES	GAUGE
MULTI-COR	24 or 26
M-COR	24 or 26
U-PANEL	26
MULTI-RIB	26
R-PANEL	26
MAX-RIB	26
MESA	26

3-29-17 rev.  
8-21-13 rev.  
12-06-11

GIRTH: 7 1/2"  
BENDS: AS SPECIFIED



# GUTTER

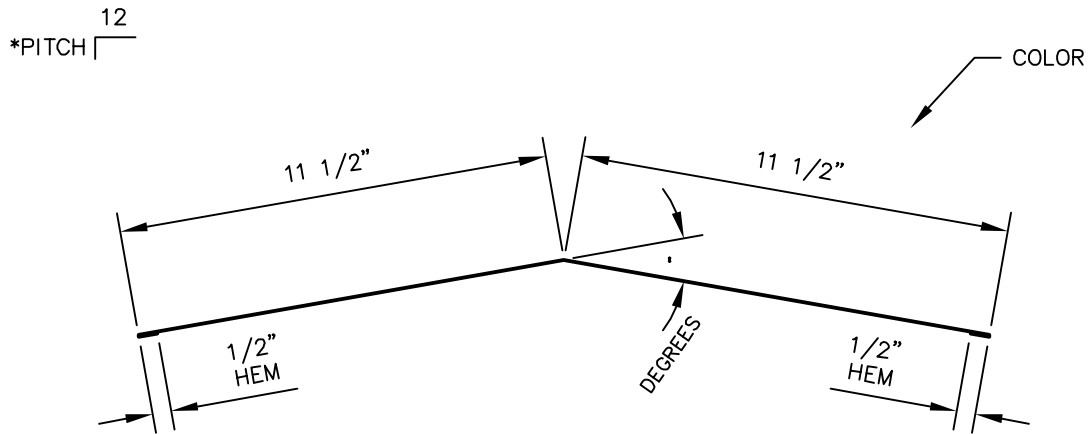
*PITCH	**DEGREES
1:12	85°
2:12	81°
3:12	76°
4:12	72°
5:12	67°
6:12	63°
7:12	60°
8:12	56°
9:12	53°
10:12	50°
11:12	47°
12:12	45°

PANEL PROFILES	GAUGE
M-COR	24 or 26
MULTI-COR	24 or 26
U-PANEL	26

3-29-17 rev.  
 6-04-13 rev.  
 12-06-11

GIRTH: 20 3/4"  
 BENDS: 90° AND AS SPECIFIED





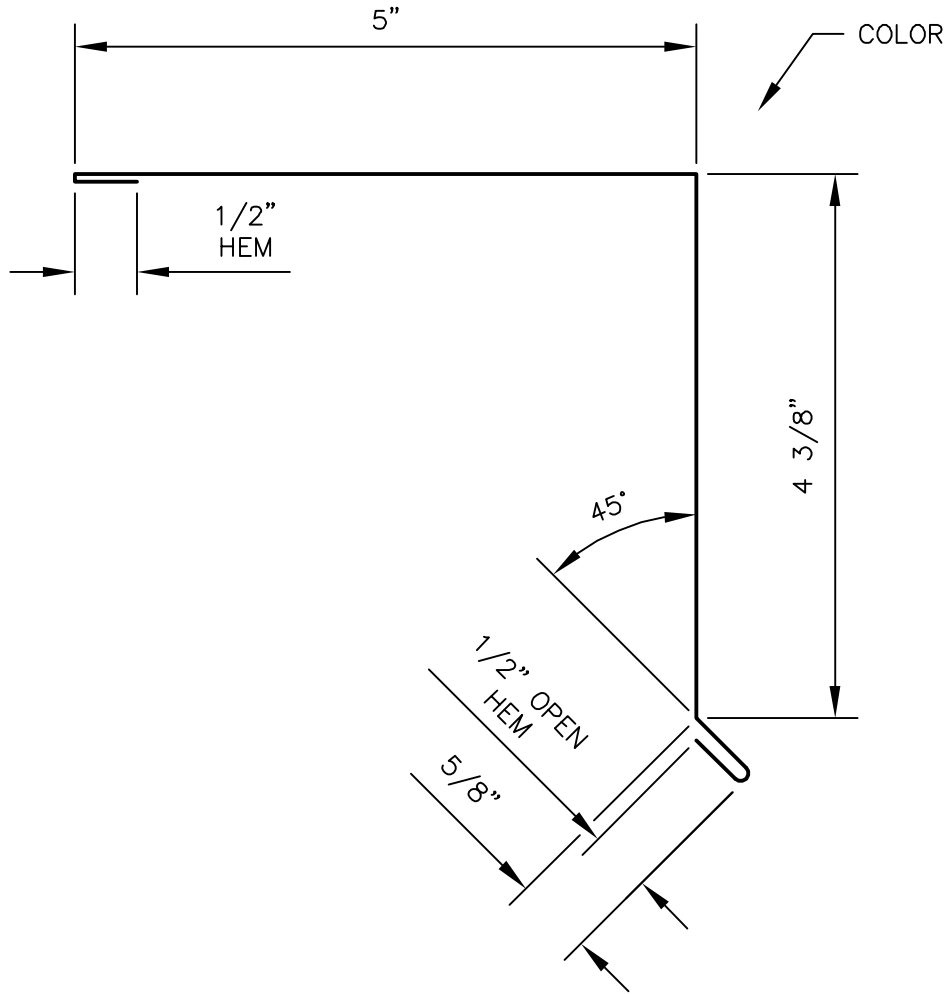
RIDGE FLASHING	
*PITCH	**DEGREES
1:12	10°
2:12	19°
3:12	28°
4:12	37°
5:12	45°
6:12	53°
7:12	61°
8:12	68°
9:12	74°

## RIDGE TRIM

PANEL PROFILES	GAUGE
M-COR	24 or 26
MULTI-COR	24 or 26
U PANEL	26

3-29-17 rev.  
 6-04-13 rev.  
 12-06-11

GIRTH: 24"  
 BENDS: 90° AND AS SPECIFIED

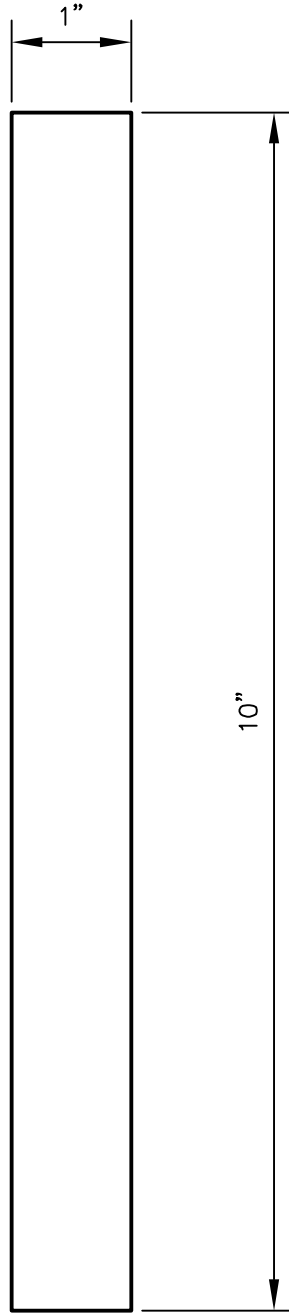


RAKE TRIM

PANEL PROFILES	GAUGE
M-COR	24 or 26
MULTI-COR	24 or 26
U PANEL	26

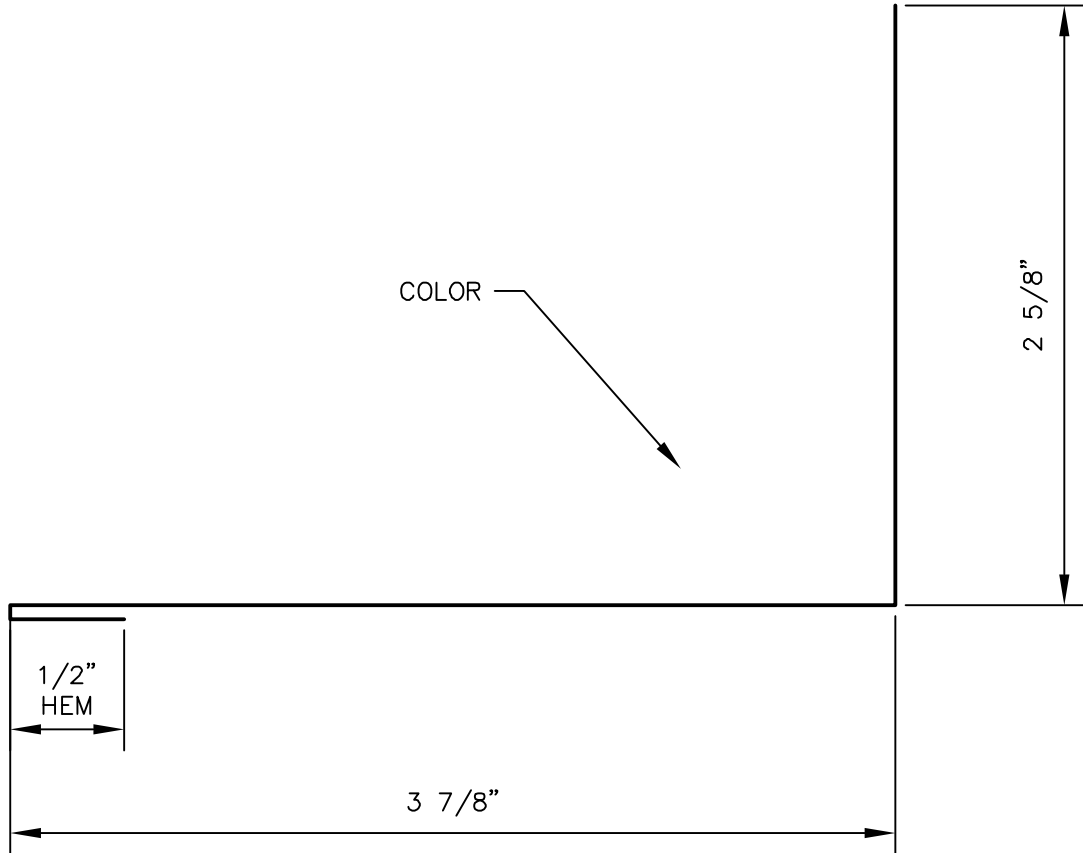
3-29-17 rev.  
 6-04-13 rev.  
 12-06-11

GIRTH: 11"  
 BENDS: 90° AND AS SPECIFIED



GUTTER STRAP

PANEL PROFILES	GAUGE
ALL PANELS	24 or 26

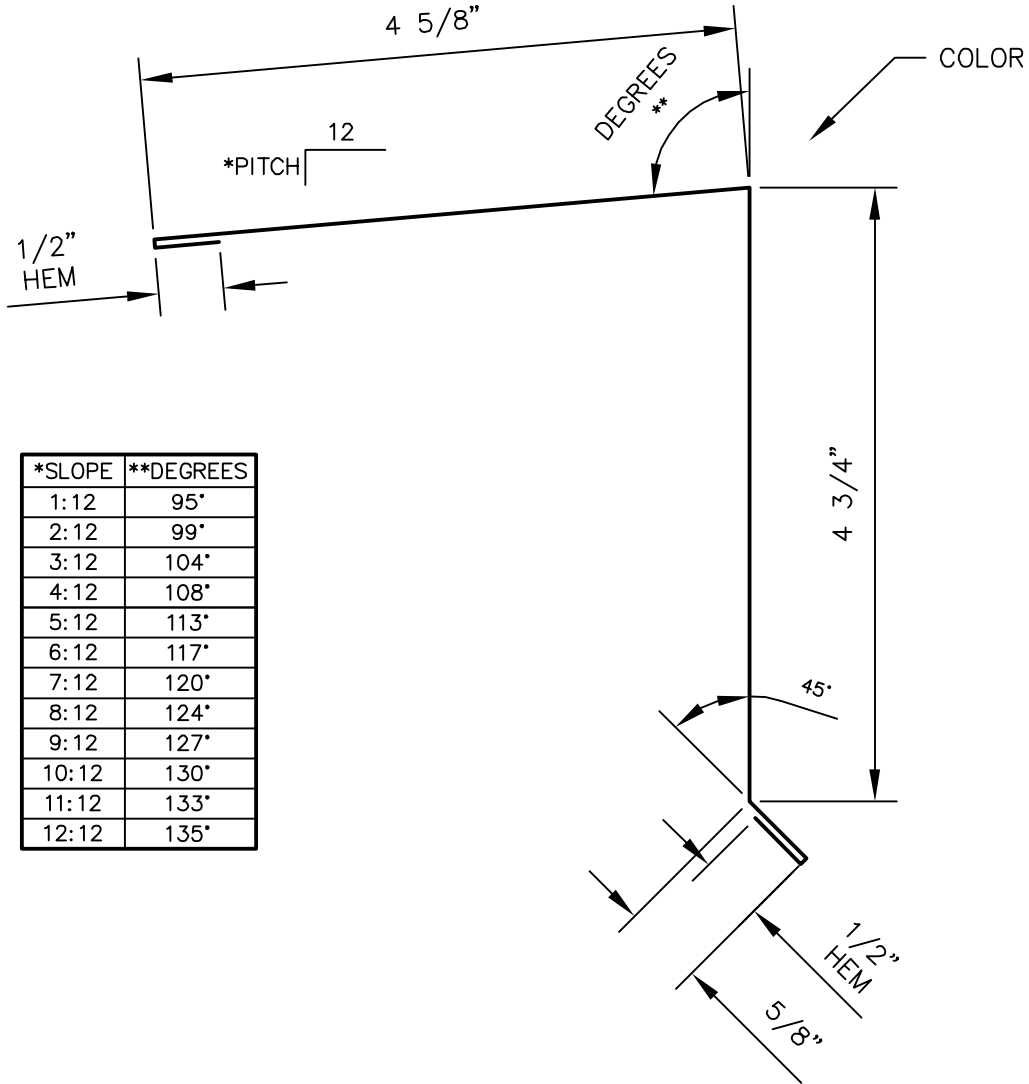


RAKE TIE-IN TRIM

PANEL PROFILES	GAUGE
M-COR	24 or 26
MULTI-COR	24 or 26
U PANEL	26

3-29-17 rev.  
6-04-13 rev.  
12-06-11

GIRTH: 7"  
BENDS: 90° AND AS SPECIFIED

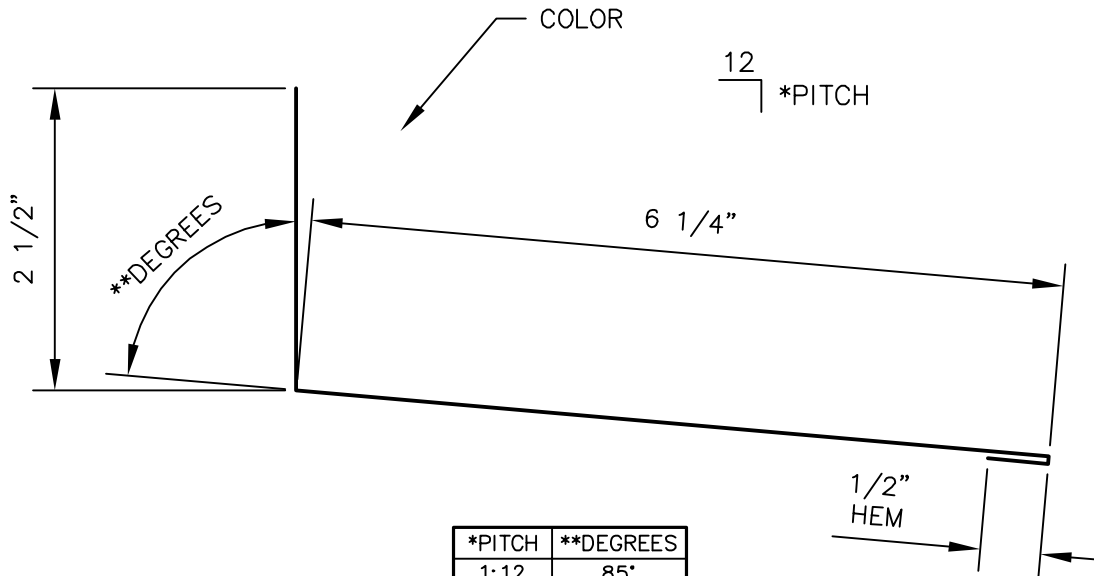


### HIGH SIDE EAVE TRIM

PANEL PROFILES	GAUGE
M-COR	24 or 26
MULTI-COR	24 or 26
MERIDIAN (ARCH)	24 or 26
MEDALLION I	24

3-29-17 rev.  
 8-21-13 rev.  
 12-06-11

GIRTH: 11"  
 BENDS: 90° AND AS SPECIFIED



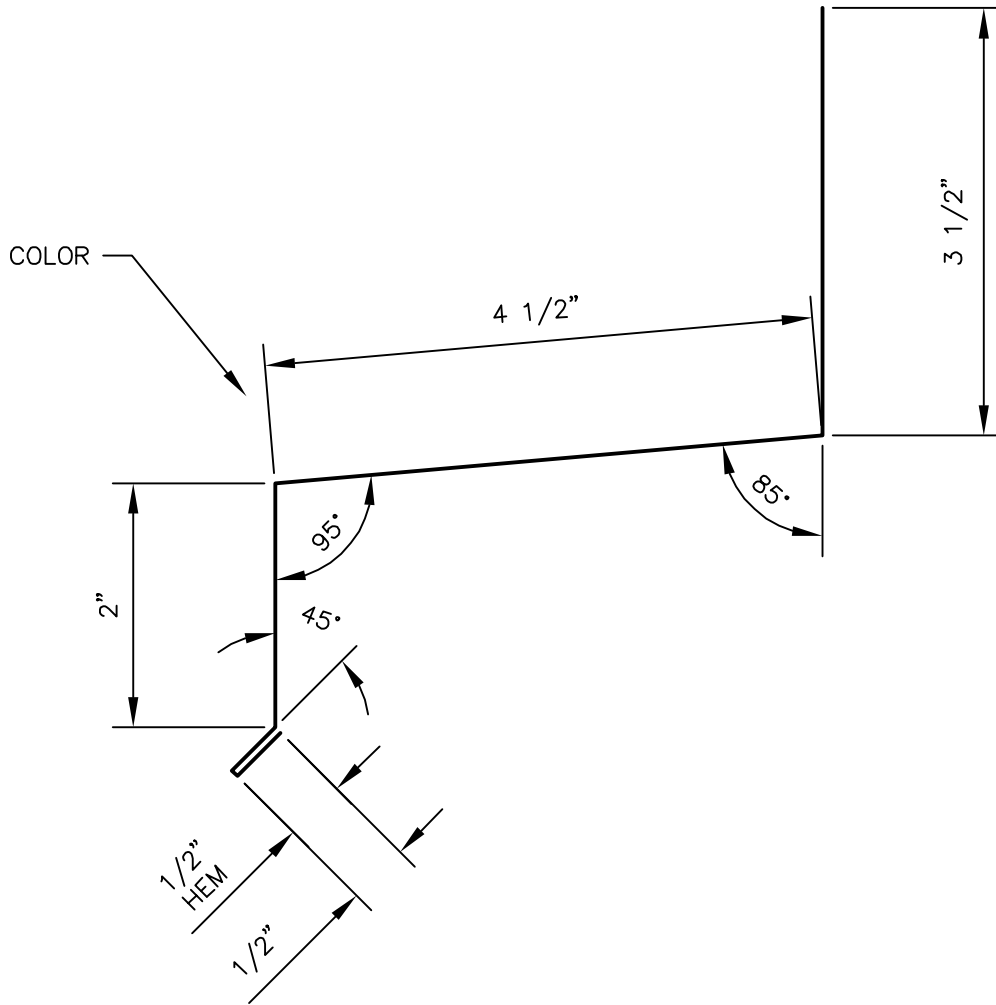
*PITCH	**DEGREES
1:12	85°
2:12	81°
3:12	76°
4:12	72°
5:12	67°
6:12	63°
7:12	60°
8:12	56°
9:12	53°
10:12	50°
11:12	47°
12:12	45°

## HIGH-SIDE TIE-IN TRIM

PANEL PROFILES	GAUGE
M-COR	24 or 26
MULTI-COR	24 or 26
U PANEL	26
MULTI-RIB	26
R-PANEL	26

3-29-17 rev.  
 8-21-13 rev.  
 12-06-11

GIRTH: 9 1/4"  
 BENDS: 90° AND AS SPECIFIED

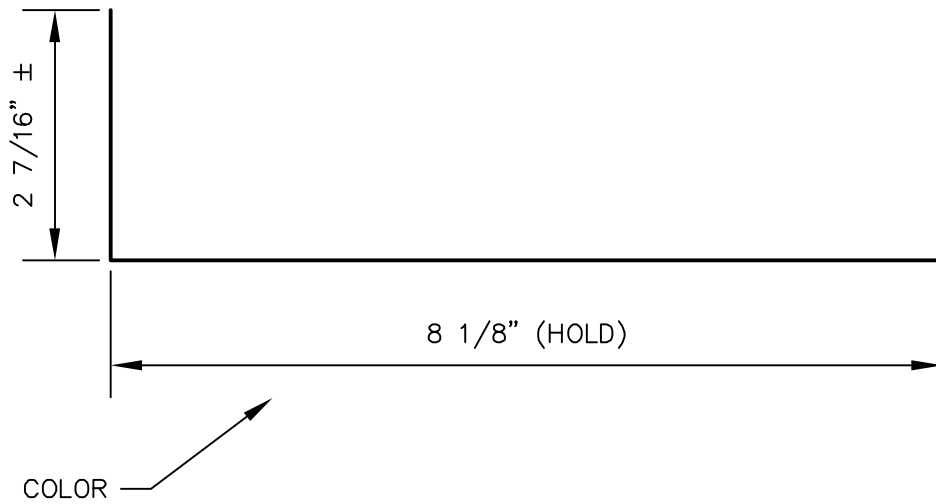



MASONRY WAINSCOAT TRIM

PANEL PROFILES	GAUGE
M-COR	24 or 26
MULTI-COR	24 or 26
MULTI-RIB	26
R-PANEL	26
MULTI-V	26
U-PANEL	26
MEGA-RIB	26

8-29-17 rev.  
 6-04-13 rev.  
 12-06-11

GIRTH: 11"  
 BENDS: AS SPECIFIED



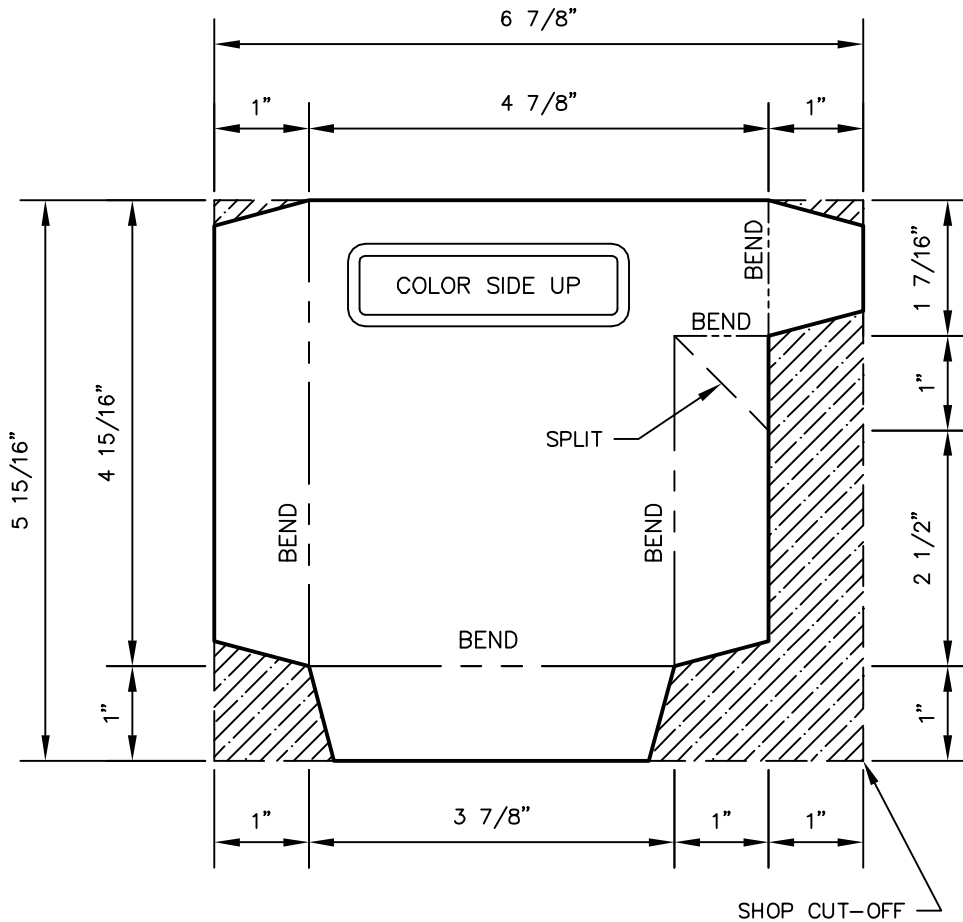
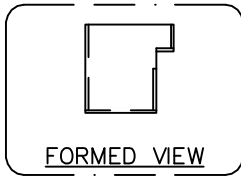
## JAMB / HEAD COVER TRIM

PANEL PROFILES	GAUGE
MULTI-COR	24 or 26
M-COR	24 or 26
MULTI-RIB	26
MULTI-V	26
R-PANEL	26
U-PANEL	26
MEGA-RIB	26

3-29-17 rev.  
6-24-14 rev.  
9-04-96

GIRTH: 13"  
BENDS: 90°

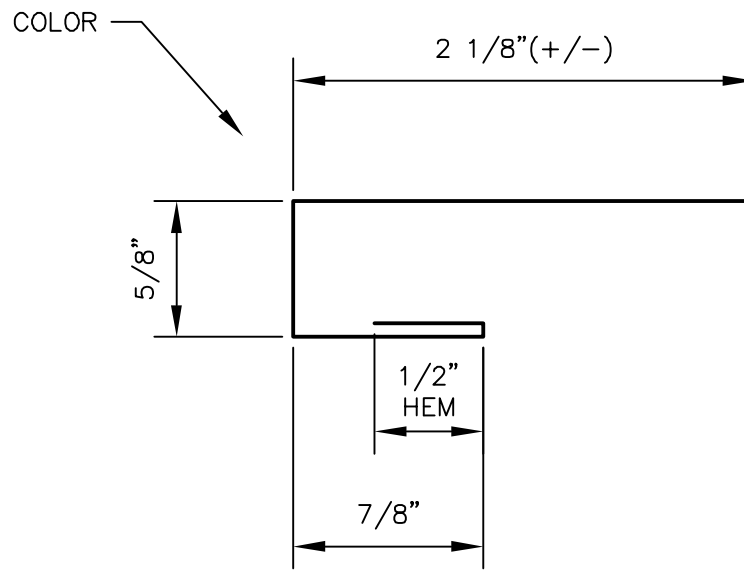




PANEL PROFILES	GAUGE
MULTI-COR	24 or 26
U-PANEL	24 or 26
MEDALLION I	24 or 26
MEDALLION II	24 or 26
MEDALLION-LOK	24 or 26
MAXIMA 1.5"	24 or 26
MAXIMA 2"	24 or 26
MAXIMA 3"	24 or 26
MAXIMA ADV	24 or 26
MERIDIAN	26
MAX-RIB	26
MESA	26
M-COR	26

### GUTTER END CAP

(LEFT HAND SHOWN)  
(RIGHT HAND OPP.)



M-COR HEAD/JAMB TRIM

PANEL PROFILES	GAUGE
M-COR	24 or 26